



Limmud
INTERNATIONAL

The Limmud International Study

Jewish learning communities
on a global scale

A research report by:

Professor Steven M. Cohen, Director,
Berman Jewish Policy Archive; and
Dr Ezra Kopelowitz, CEO,
Research Success Technologies

With introduction by:

Dr Helena Miller, Director of
Research and Evaluation, UJIA;
Co-Chair, Limmud International

Spring 2012

Quotes from the Study

"It has shown me there is always something interesting and enjoyable to learn, for me, my wife and my children. This has created a positive and actively enjoyable aspect to our Jewishness."

"It is my best Jewish experience: an excellent equality not found elsewhere. It's reaffirmed my connection with Judaism."

"I love Limmud because it's been a way for me to explore and connect with my Judaism with people from all over the world."

"I've never participated in any other Jewish event where I'd meet, in the normal way of things, people older and younger, Orthodox and Reform, from the global community. It's an amazing and empowering experience."

"Volunteering with Limmud has given me greater confidence in my leadership abilities. I've really been able to develop as a leader in the community."

"Limmud has deepened my interest in and enthusiasm for all things Jewish, ranging from the religious to the political."

"It is truly the most transformational Jewish experience I've ever had"

"Limmud is a smorgasbord of choose-your-own adventure goodness!"

The Limmud International Study

Jewish learning communities on a global scale

Contents

Introduction	3
Executive Summary.....	5
Previous Research	6
Methodology	7
Results and analysis of the Limmud International Survey	10
1. Who responded to our survey?.....	10
2. Jewish identity	13
3. Jewish involvement.....	20
4. Since first participating in Limmud.....	21
5. The Limmud experience	22
6. Impact.....	26
7. In the words of respondents.....	30
Summary of main findings	31

Supported by



Introduction

Limmud, a Jewish learning initiative, began in the UK in 1980, with a conference for 80 participants. In the years since then there has been steady growth and now it reaches around 2,500 participants at the annual Limmud Conference in the UK, and more than 5,000 participants at other Limmud events around the UK annually, from Limmud Fest to Regional Day Limmuds.

The Limmud mission - emphasizing learning, diversity, empowerment, expanding Jewish horizons, creating opportunities to connect, and a commitment to respect each other – proved to be a compelling set of values beyond the shores of the UK. In 1998, a delegation of Israelis from the Galil attended Limmud Conference and they were inspired to create their own Limmud in the Galil with support from Limmud's UK volunteers. The following year, Limmud Oz took place for the first time, in Sydney. Limmud was beginning to inspire communities far and wide. Today it is an international movement comprising annual events in more than 50 locations world-wide, reaching over 30,000 individuals per year.

This is commendable growth, and numerically, by any criteria, Limmud International could be said to be a huge success. It certainly runs counter to the prevailing perception of the challenges facing world Jewry generally – often a story of fragmentation and disengagement.

But what does success mean? What types of impact does participation in Limmud style Jewish learning exert on the participants' personal Jewish journeys? Is it possible to identify the impact that Limmud is having on local communities?

Whilst some attempts have been made over the years to evaluate aspects of Limmud, this is the first time a comprehensive world-wide survey has been undertaken to explore the outcome of Limmud and its impact on the individuals and local communities who are engaged in Limmud events.

Professor Steven M Cohen and Dr. Ezra Kopelowitz have provided us with a rich collection of data, the analysis of which provides evidence that Limmud does indeed, as the Limmud strap line tells us, take individuals *"one step further on their Jewish Journey"*. Their research also fills in the detail behind that headline, as it explores issues related to Jewish participation, leadership, identity and much more.

I would like to thank Steven and Ezra for the enormous amount of work and time they dedicated to this project, almost all of which was done pro bono.

I would also like to thank Debbie Perla for the survey work she undertook with Steven and Ezra; our translators, Richard Verber, Barbara Stern, Ruth Ouazana, Alejandro Wasserman and Peri Sinclair; and my colleagues, both the professionals and the volunteer teams at Limmud.

Without the generous co-operation of Limmud individuals and team leaders world-wide, we would not have been able to conduct this research project and to each of you, Limmud says thank you.

On behalf of Limmud International I acknowledge and thank Pears Foundation for their encouragement and support of this project.

Finally, special thanks must go to Dani Serlin, Limmud International co-ordinator, without whom this piece of work would not have been possible.

Dr. Helena Miller
Director of Research and Evaluation, UJIA
Co-Chair, Limmud International
Spring 2012



Executive Summary

1. Limmud has grown from a UK initiative reaching 80 participants per year to an international movement reaching over 30,000 individuals annually.
2. Limmud is a story of success and diversity, impacting on individuals' Jewish learning, Jewish identity, Jewish involvement and leadership.
3. More than 3,000 respondents from 49 Limmud locations around the world answered an internet survey.
4. At least 60% in all country groupings have been to a non-Limmud Jewish learning event since attending a Limmud group event.
5. Up to 24% of all respondents have set up a new Jewish initiative, group or organisation since first participating in Limmud.
6. Learning is cited as the primary motivation for attending Limmud, more than for social reasons.
7. The vast majority of all respondents are very satisfied with their Limmud experience and are very likely to recommend it.
8. The majority of Limmudniks state that Limmud has had a positive impact on their lives, particularly in the areas of Jewish learning, sense of Jewish identity and connection to other Jews.
9. Many respondents acknowledged the importance of Limmud as a way of connecting to the global Jewish world. Limmud helps to build a sense of peoplehood.
10. Many respondents acknowledged the importance of Limmud events as non-denominational and greatly diverse.

Previous Research

Until now, there has not been an attempt at a rigorous comparison across the different national Limmud groups to gain an understanding of the impact of participation.

Existing research includes:

Annette Koren and Nicole Samuel. 2007. "Challenges of the Third Year: An Evaluation of Limmud NY"

Steven M. Cohen and Judith Veinstein. 2008. "Connecting a Community of Learners: The Limmud NY Experience"

Caryn Aviv. 2010. "Limmud UK 2009" Association for Jewish Studies (AJS), Fall

Simon Caplan. 2010. "Supporting Limmuds Across the World"

Raymond Simonson. 2011. "Limmud: A Unique Model of Transformative Jewish Learning" in Miller H., Grant L. and Pomson A., *International Handbook of Jewish Education*.

In the UK, Jonathan Boyd is in the process of conducting doctoral research on Limmud.

Methodology

Collaborative research project

This research initiative was led by Professor Steven M. Cohen and Dr. Ezra Kopelowitz, working with researchers in the UK, Jerusalem and New York, and collaborating with key Limmud International leadership in the UK.

In the spirit of Limmud, almost all of the research was undertaken by volunteers and performed pro bono. The survey was developed collaboratively with the research team and key Limmud volunteers and professionals. The survey was translated from English into key languages to ensure maximum response: Hebrew, Russian, French and Spanish. Volunteers from the Limmud International community undertook this task.

Internet survey

The method of data collection was to survey Limmudniks via an internet survey. Due to data protection issues, the majority of Limmud groups sent out the link to the survey to those on their own data bases. All contact took place via email. This was an imprecise method of dissemination, but we estimate that approximately 20,000 individuals world-wide received the link during September/October 2011.

The survey asked for demographic and personal details; exposure to and engagement with, Limmud; personal and community Jewish journeys.

Participating in research

1	Limmud Atlanta+SE	26	Limmud Hungary
2	Limmud Arava	27	Limmud LA (Los Angeles)
4	Limmud Keshet Baltics	28	Limmud Modiin
5	Limmud Brazil	29	Limmud Montreal
6	Limmud Keshet Bulgaria	30	Limmud Negev
7	Limmud Keshet Buenos Aires	31	Limmud Netherlands
8	Limmud Boston	32	Limmud NZ (New Zealand)
9	Limmud Chicago	33	Limmud NY (New York)
10	Limmud Colorado	34	Limmud NOLA (New Orleans)
11	Limmud ExYu (Former Yugoslavia)	35	Limmud OZ Melbourne
12	Limmud France	36	Limmud OZ-Sydney
13	Limmud FSU Ashkelon	37	Limmud Philadelphia
14	Limmud FSU Belarus	38	Limmud Keshet Poland
15	Limmud FSU Jerusalem	39	Limmud Keshet Romania
16	Limmud FSU Moscow	40	Limmud South Africa - Cape Town
17	Limmud FSU Odessa	41	Limmud South Africa - Durban
18	Limmud FSU Hamptons (NY)	42	Limmud South Africa - Johannesburg
19	Limmud FSU St Petersburg	43	Limmud Stockholm
20	Limmud FSU Ukraine	44	Limmud Toronto
21	Limmud Galil	45	Limmud Turkey
22	Limmud Germany	46	Limmud in the UK (Conference)
23	Limmud Germany - Tag Berlin	47	Limmud in the UK (Fest)
24	Limmud Germany - Tag Cologne	48	Limmud in the UK (Regional day events)
25	Limmud Germany - Tag Frankfurt	49	Limmud Winnipeg

Analysis organised by country groupings

UK

USA

Australia

Israel

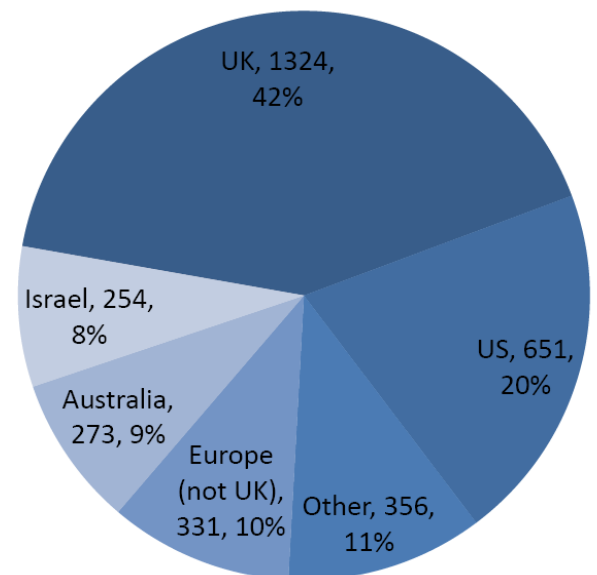
Europe (not UK)

Austria
Belgium
Croatia
Denmark
Estonia
Finland
France
Germany
Hungary
Italy
Lithuania
Netherlands
Norway
Poland
Romania
Russian Federation
Serbia
Slovakia
Spain
Sweden
Switzerland
Ukraine

Other

Argentina
Brazil
Canada
Greece
Hong Kong
Mexico
New Zealand
South Africa
Turkey
Other

Number of respondents by country grouping



A total of 3,189 people responded to the survey
By country grouping, this broke down as follows:

- UK – 1,324
- USA – 651
- Australia – 273
- Israel – 254
- Europe (not UK) – 331
- Other – 356

Limmud FSU groups serve Russian speakers, and these have been integrated into the other country groupings. There were 103 Limmud FSU respondents.

Results and analysis of the Limmud International Survey

1. Who responded to our survey?

Key features of Limmud participants who responded worldwide:

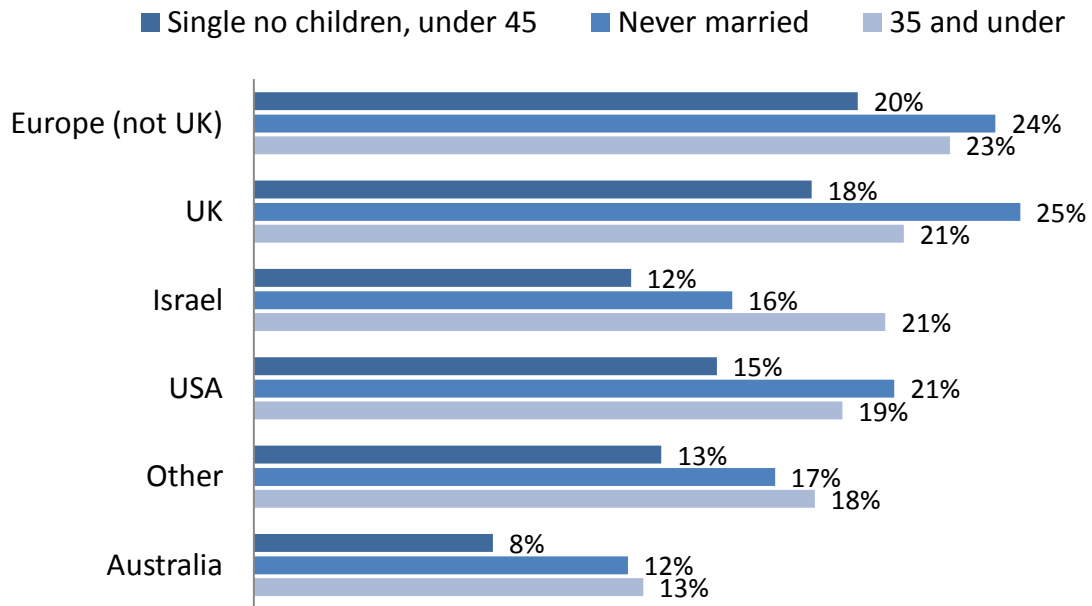
- 64%, 45 years of age and older
- 65% married
- 75% parents
- 61% female

Single no children, under 45	16%
Married no children, under 45	10%
Married with children	52%
Single parent	13%
Single, 45+	8%

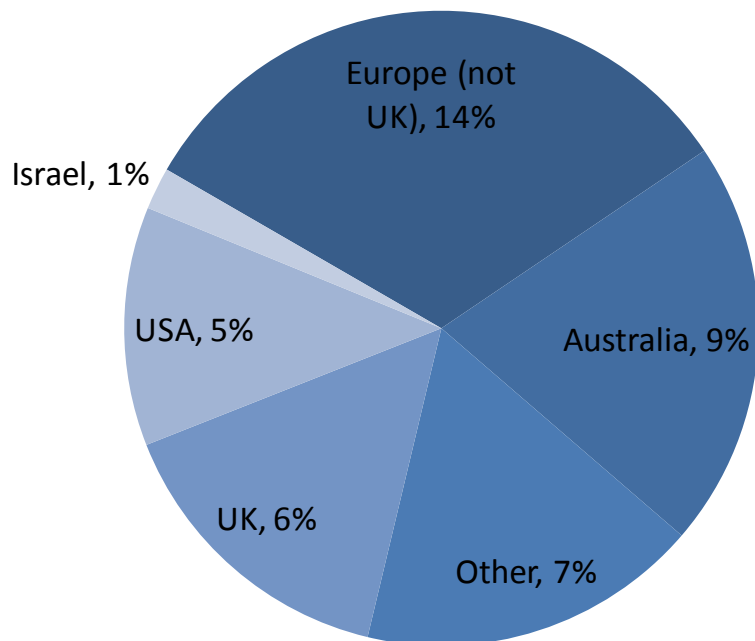
Never married	22%
In-Married: 2 born Jews	50%
In-Married: 1-2 Jews by Choice	7%
Intermarried	7%
Separated, divorced, or widowed	15%

Younger than 18	1%
18 – 25	5%
26 – 35	14%
36 – 45	15%
46 – 55	20%
56 – 65	28%
66 – 75	13%
76 or older	3%

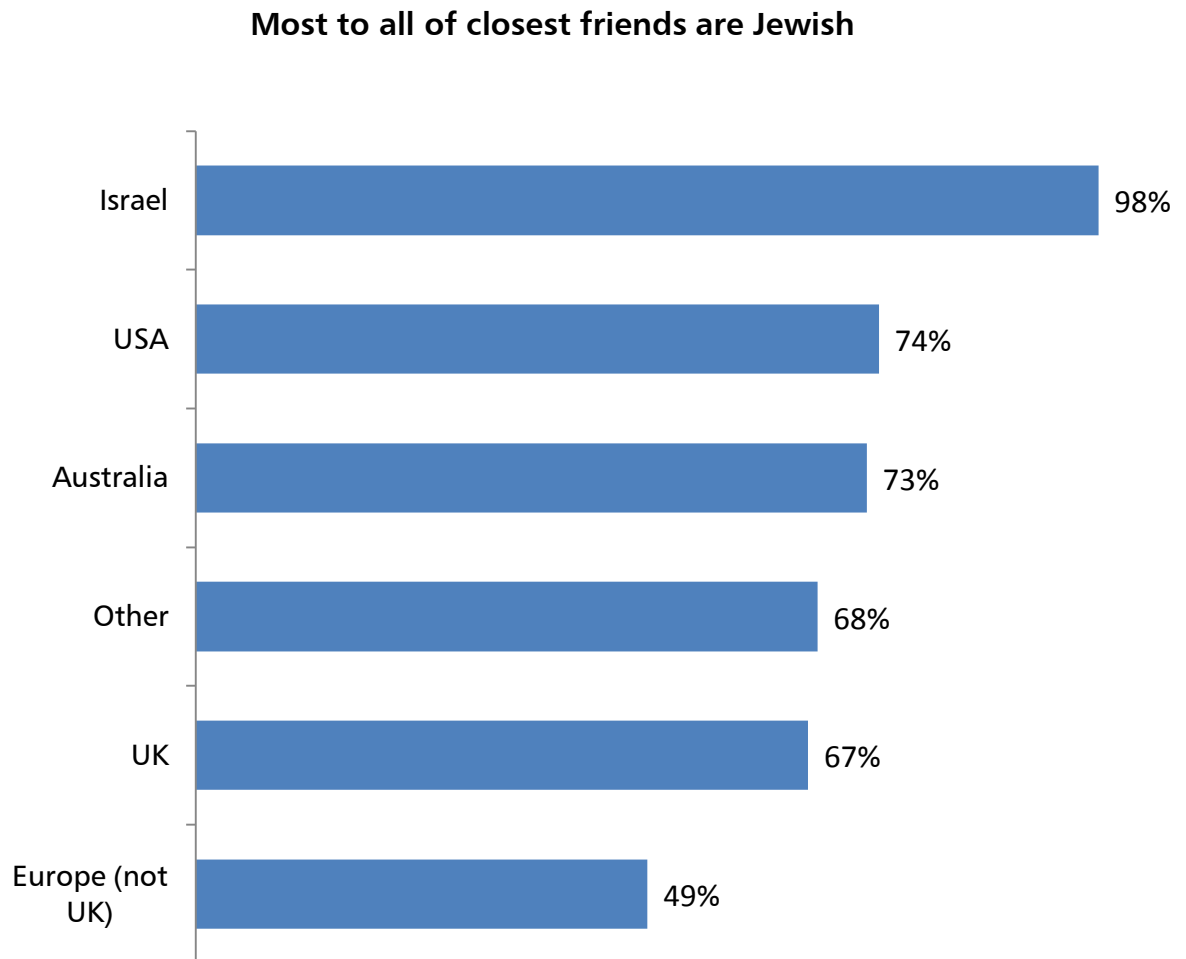
Of the respondents, Europe and UK have the highest proportion of young and single participants, Australia the lowest.



The highest percentage of intermarried Limmud participants (14% of those married) is in the Europe country grouping.



Almost all Israelis report that most of their closest friends are Jewish; while, only about half of the Europeans report the same.



2. Jewish identity

“...Limmud has deepened my interest in and enthusiasm for all things Jewish ranging from the religious to the political...”

“...Limmud has been a vital component in my identity

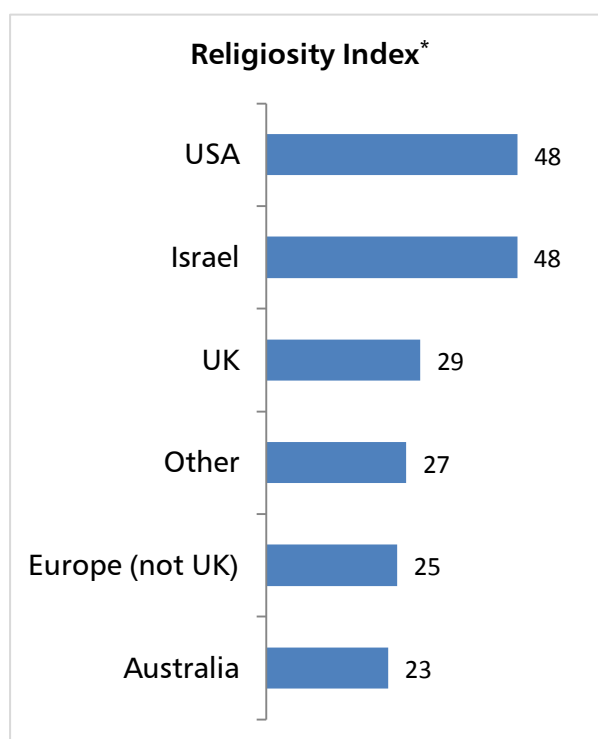
Religiosity

Of the respondents, American and Israeli Limmudniks are far more religiously oriented than their counterparts in other countries.

Index questions

Being Jewish means lots of things to lots of people. When you think about being Jewish, to what extent do you find the following aspects of being Jewish personally meaningful to you?

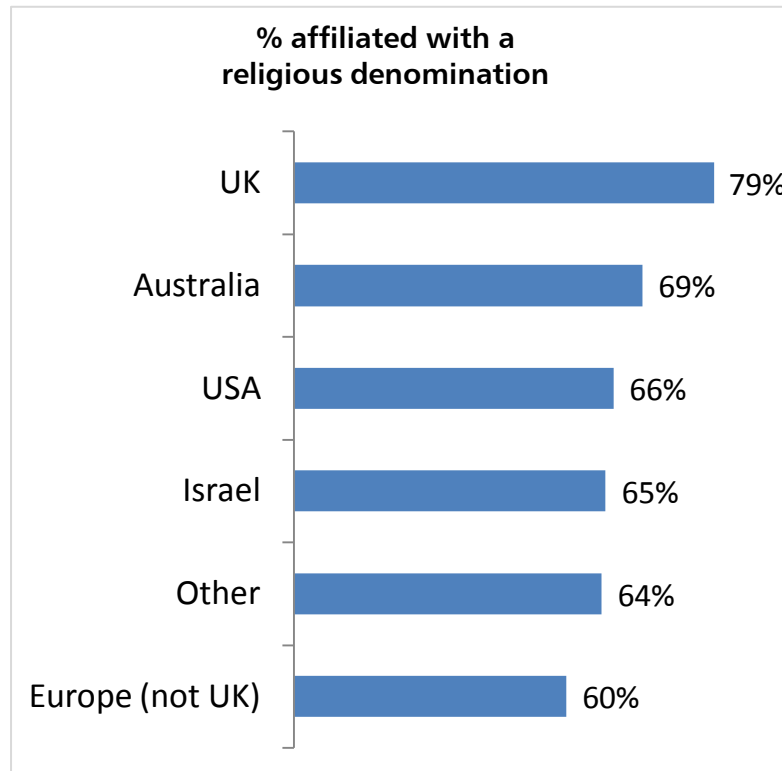
- Torah
- God
- Studying Jewish Texts
- Prayer



*The index calculates the scores for all given questions, placing respondents on a scale of 0 to 100, with 100 representing the highest possible, positive score.

Denominational affiliation

- In all country groupings most identify with a religious denomination
- UK and American Limmudniks are the least likely to identify as secular
- Americans are the most likely to identify with post-denominationalism



	UK	USA	Australia	Israel	Europe	Other
Orthodox	33%	13%	29%	37%	8%	20%
Masorti/Conservative	16%	33%	20%	19%	34%	27%
Reform/Liberal/Reconstructionist	29%	20%	20%	9%	17%	17%
Renewal/post-denominational/non-denominational	5%	19%	2%	7%	2%	4%
Secular/Secular Humanist	6%	3%	16%	18%	17%	13%
Just Jewish	8%	9%	9%	8%	19%	16%
Not Jewish	1%	1%	2%	0%	1%	1%
Other	2%	3%	2%	3%	2%	2%

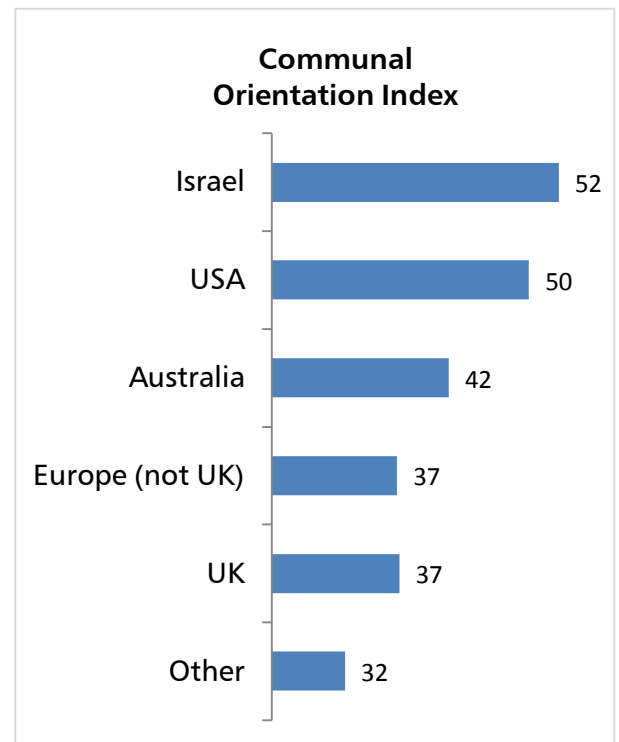
Jewish communal orientation

- Americans and Israelis are more likely than members of the other country groupings to express attachment to the broader Jewish community, in terms of finding Jewish friends, leadership, and the Jewish community highly meaningful.
- The “other” country grouping members express weak communal orientation, in these terms.

Index questions

Being Jewish means lots of things to lots of people. When you think about being Jewish, to what extent do you find the following aspects of being Jewish personally meaningful to you?

- Israel
- Jewish friends
- Leadership
- Role I can play in strengthening my Jewish community



*The index calculates the scores for all given questions, placing respondents on a scale of 0 to 100, with 100 representing the highest possible, positive score.

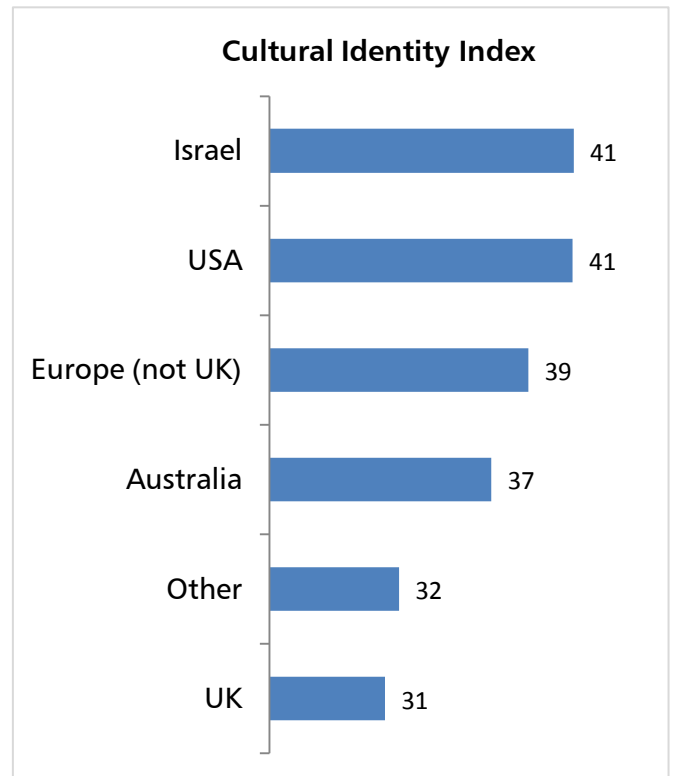
Cultural Jewish orientation

- In the meaning they attach to music, art, reading, etc. Americans and Israelis show the highest levels of Jewish cultural orientation. In these matters of Jewish culture Europeans and Australians are at similar levels.
- UK and “Other” respondents score lowest

Index questions

Being Jewish means lots of things to lots of people. When you think about being Jewish, to what extent do you find the following aspects of being Jewish personally meaningful to you?

- Music and art
- Reading Jewish related books
- Jewish history
- Reading about Judaism or Jewish topics on-line



*The index calculates the scores for all given questions, placing respondents on a scale of 0 to 100, with 100 representing the highest possible, positive score.

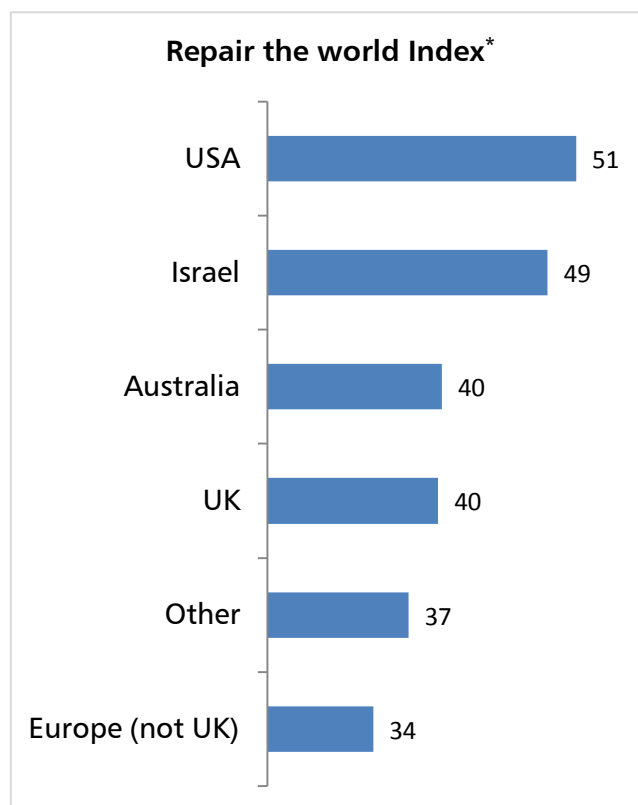
'Repair the world' orientation

- US and Israeli respondents display the strongest resonance with social justice concerns, connecting their Jewishness to improving society
- European Limmud respondents show the lowest score on this measure

Index questions

Being Jewish means lots of things to lots of people. When you think about being Jewish, to what extent do you find the following aspects of being Jewish personally meaningful to you?

- Ethics and values
- Protecting the environment
- Community service, volunteering
- Social justice



*The index calculates the scores for all given questions, placing respondents on a scale of 0 to 100, with 100 representing the highest possible, positive score.

Importance of being Jewish

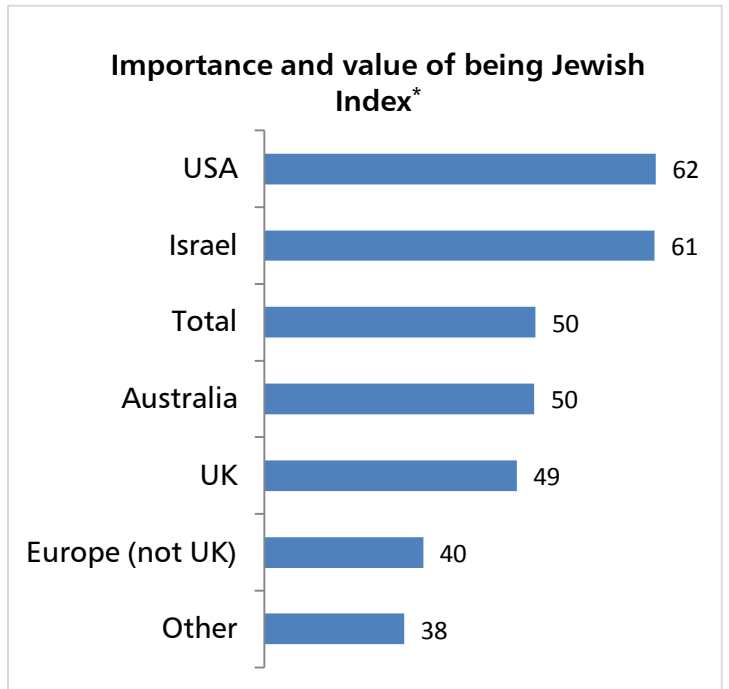
When we look at general measure of “importance of being Jewish” the American and Israeli respondents exhibit the highest average scores.

Index questions

How important is being Jewish to you?

To what extent do you agree or disagree with the following statements?

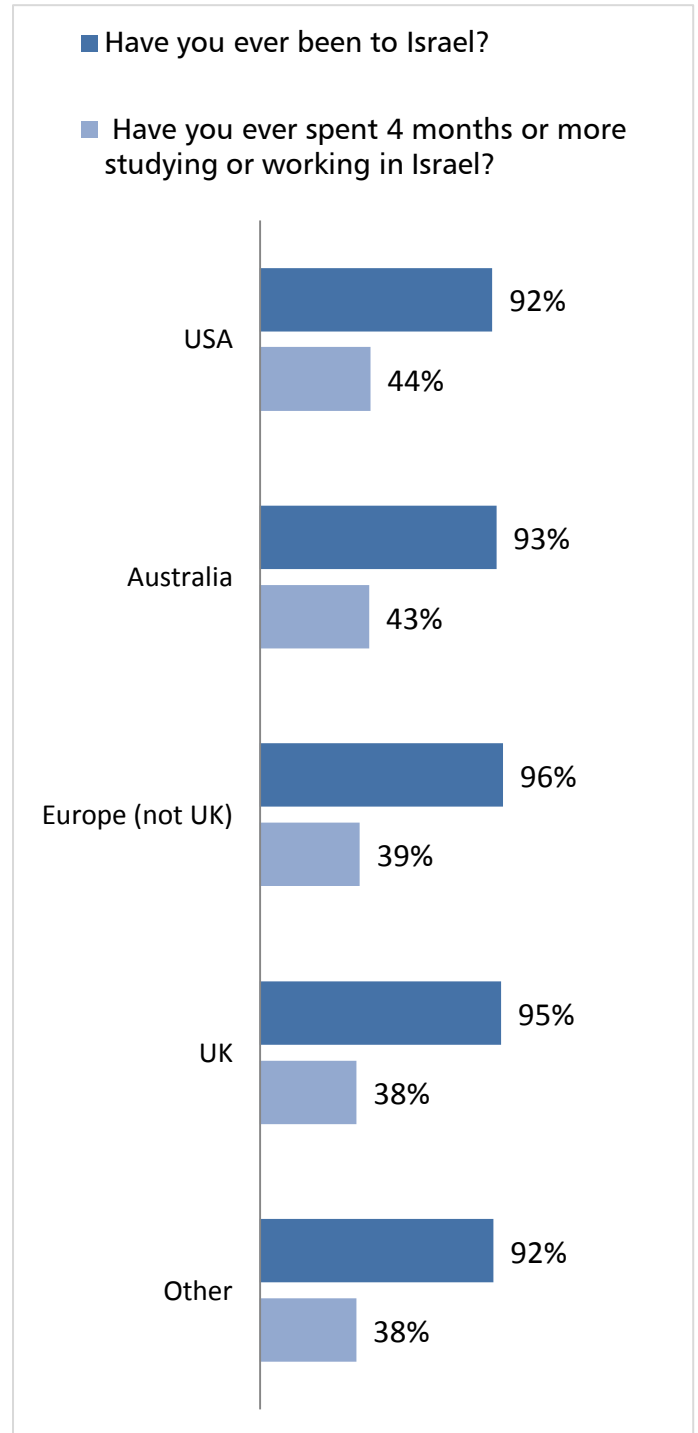
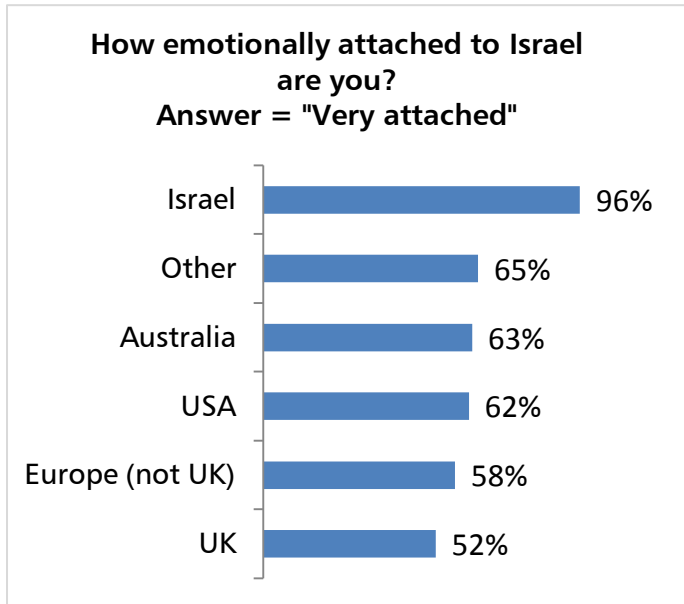
- Being Jewish adds meaning to my life
- I have a strong sense of belonging to the Jewish people
- It’s important to me to have many friends who are Jewish
- I feel a special connection to others who I meet who are Jewish
- I have lots of positive memories connected with being Jewish
- I see Jewish tradition as relevant to my life
- Jewish values help guide my life choices



*The index calculates the scores for all given questions, placing respondents on a scale of 0 to 100, with 100 representing the highest possible, positive score.

Israel

- Over 90% have visited Israel from all the country groups, with between a third and a half having spent four or more months in Israel
- Most feel “very attached” to Israel in all country groupings



3. Jewish involvement

“...Limmud reconfirmed my commitment to social justice from a Jewish perspective...”

“...Limmud gave my children a strong Jewish foundation and involvement...”

Participation and leadership

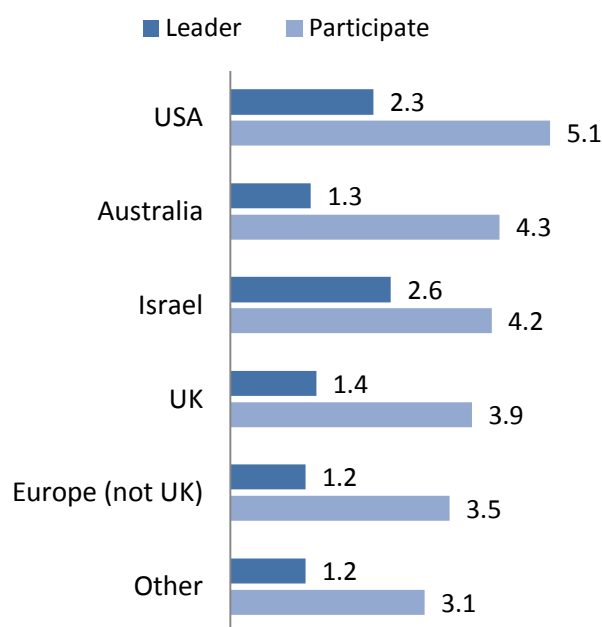
- American respondents have the highest rates of participation in organized Jewish life
- When measured by those who report having filled leadership roles, Israelis score highest
- The “other” country grouping and Europeans score lowest

Index Questions

For each, during the last 3 years, have you been involved in a leadership capacity, if at all? For each, indicate your level of involvement.

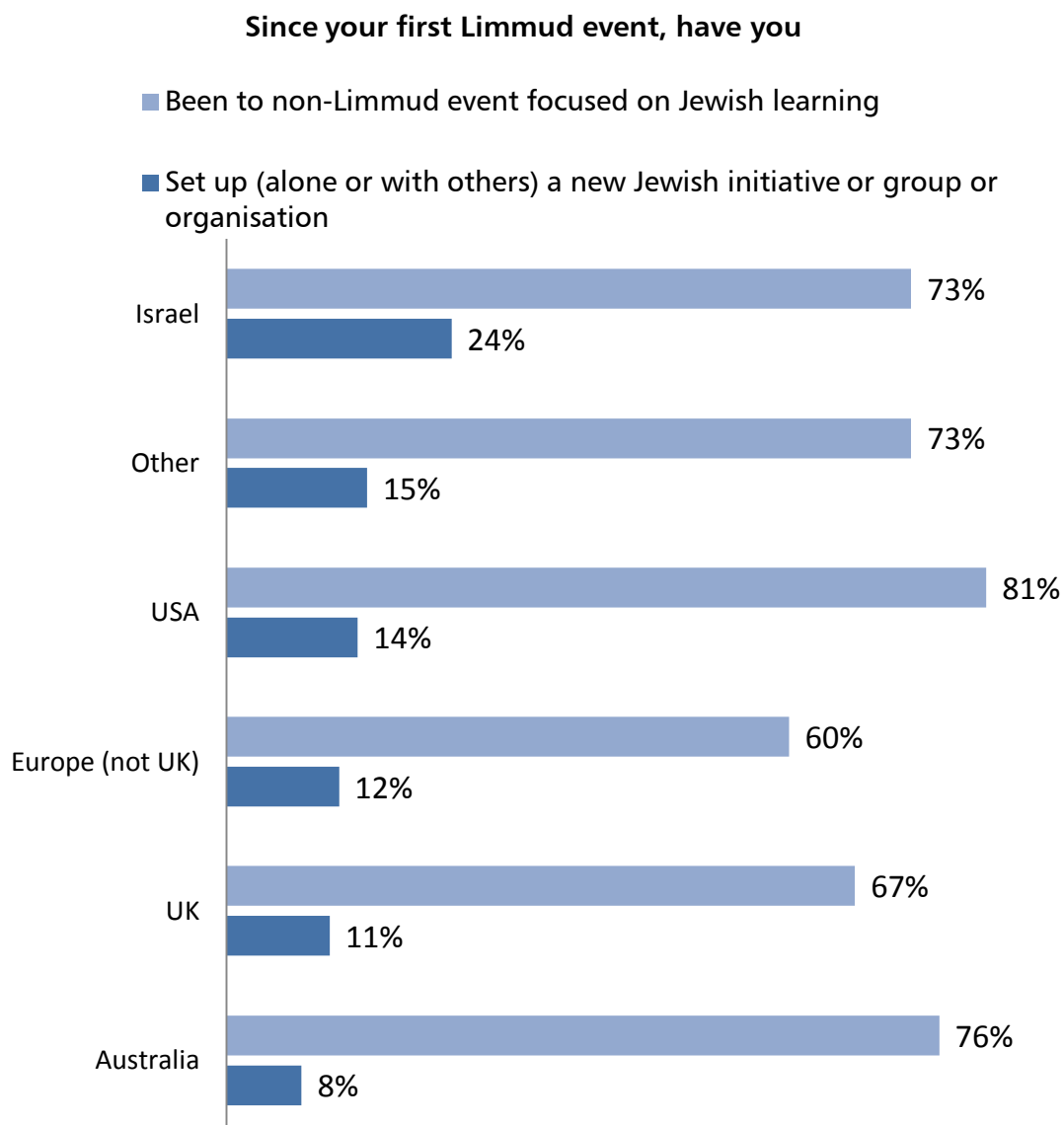
- A “conventional” congregation
- An independent minyan or similar community
- A Jewish human services agency
- A Jewish day school or religious school
- A Jewish social justice organization or initiative
- An adult Jewish learning initiative
- A Jewish cultural organization or initiative
- An Israel advocacy organization
- Another Israel-oriented project
- A philanthropic foundation

Level of leadership and participation
Number shows average number of organizational contexts within which the person is involved, with the maximum possible being 10.



4. Since first participating in Limmud

- Between 8% and 24% of respondents per country grouping have set up a new Jewish initiative, group or organization, with Israelis the most active
- At least 60% in all country groupings have been to a non-Limmud Jewish learning event



5. The Limmud experience

“...Limmud is the most vibrant, exciting, dynamic and open expression of Jewish community I have experienced...”

“...Limmud is the best Jewish event ...it is a big world packed into four days...”

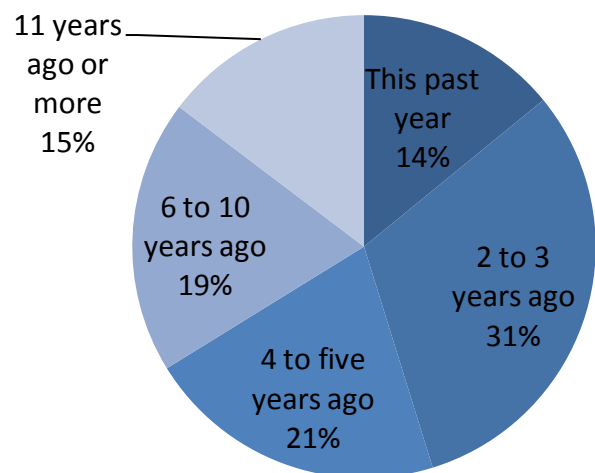
“...All the sessions I attended were fascinating and the feeling of

New and veteran Limmudniks

- UK, the oldest Limmud, has the highest proportion of veteran participants
- UK and Australia had fewest responses from new participants
- USA and Europe had the largest number of responses from new participants

When did you first attend Limmud?

All respondents

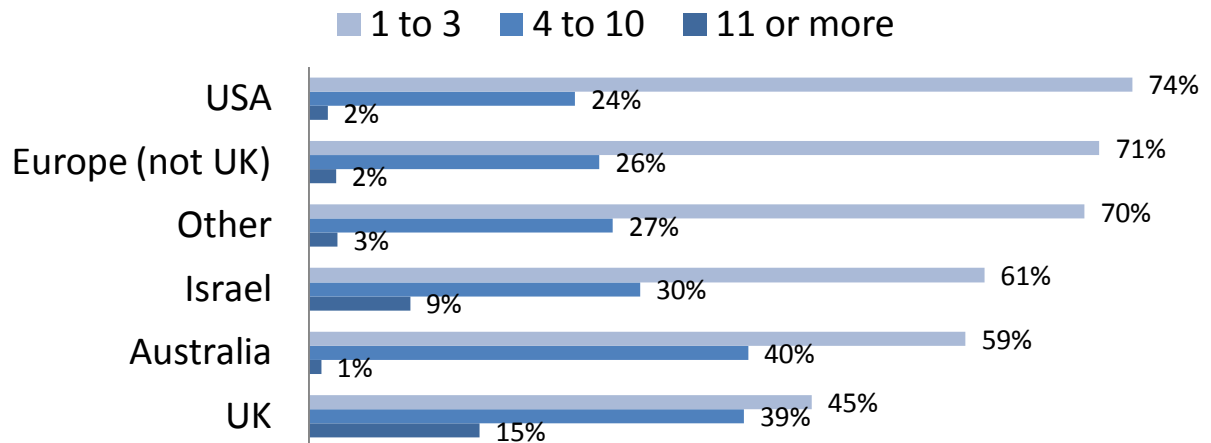


When respondents from each country group first attended a Limmud - comparison to the average:

	UK	USA	Australia	Israel	Europe (not UK)	Other
This past year	-2%	4%	-10%	-3%	10%	1%
2 to 3 years ago	-12%	16%	-2%	0%	10%	12%
4 to 5 years ago	-3%	0%	12%	-3%	1%	6%
6 to 10 years ago	6%	-8%	9%	5%	-11%	-9%
11 years ago or more	12%	-12%	-10%	0%	-9%	-11%

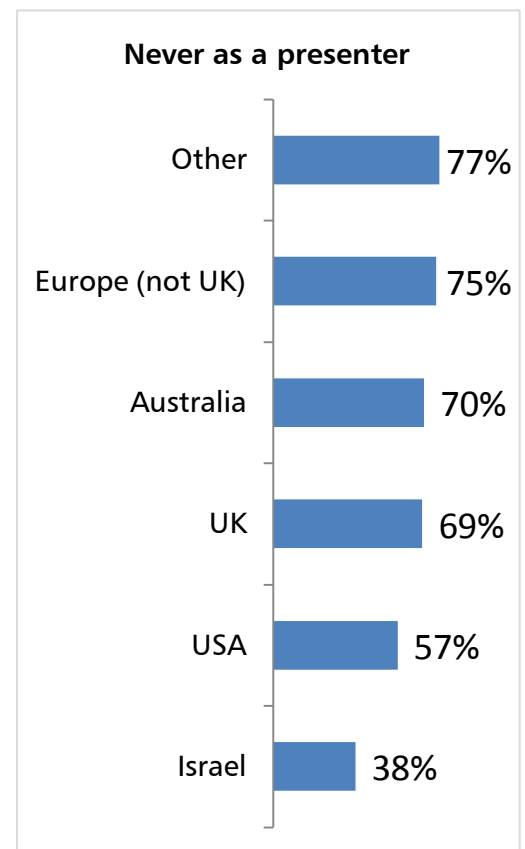
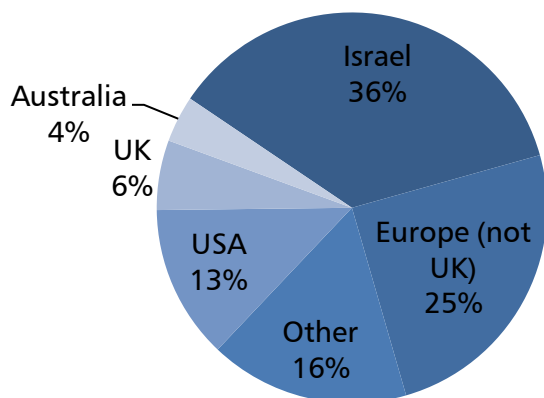
Number of Limmuds attended

- USA and Europe have the largest proportion of respondents who have attended fewer than three times
- Australia, Israel and the UK have the largest proportion those who attend 4 or more times



- Israelis are the most likely to have attended a Limmud event outside their home country. The perception of Israelis as uninterested in Diaspora Jewry is challenged by this statistic and shows Israelis as strong bridge builders to the Diaspora.
- Israelis are the most likely to attend in the role of a presenter
- Europeans in contrast are more likely to attend outside of their home country as a regular participant

Attended Limmud outside of home country



Motivation to attend

- For the majority of the country groupings, learning (intellectual stimulation, text learning, etc.) is cited as the primary motivation for participating, more than for social reasons (community, family, friends, etc.)
- Israelis cite both learning and social motivations equally
- Australian respondents are far more likely to attend for learning, rather than social reasons.

Index Questions

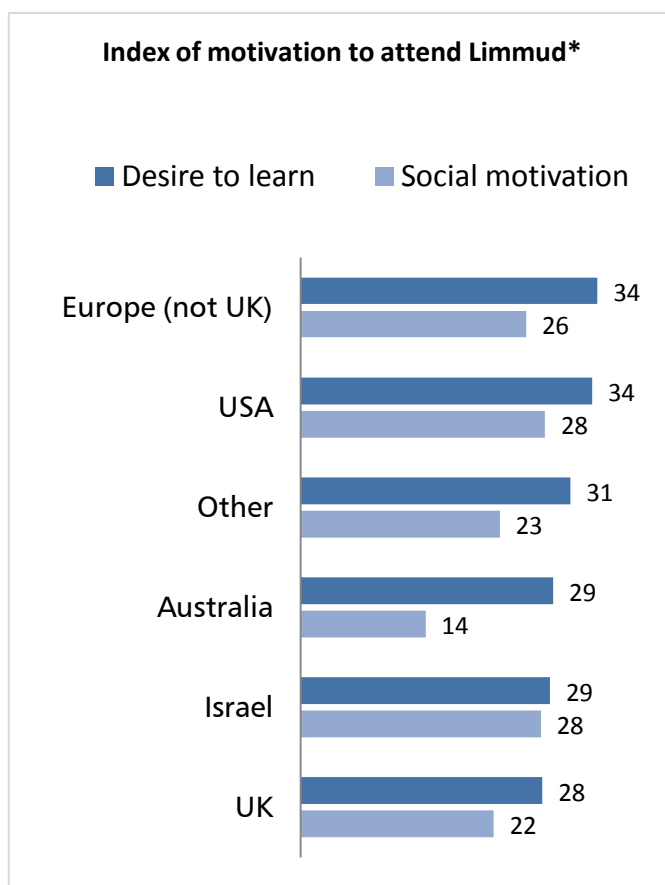
When you attended your most recent Limmud event, to what extent were you motivated by each of the following:

Motivation to learn

- Intellectual stimulation
- Learning Jewish texts
- Learning how Judaism can make my life more meaningful
- Improving my ability to participate in Jewish life

Social motivation

- Participating in the Limmud conference community
- Learning together with my spouse, partner, or friends
- Meeting new friends
- Meeting up with old friends

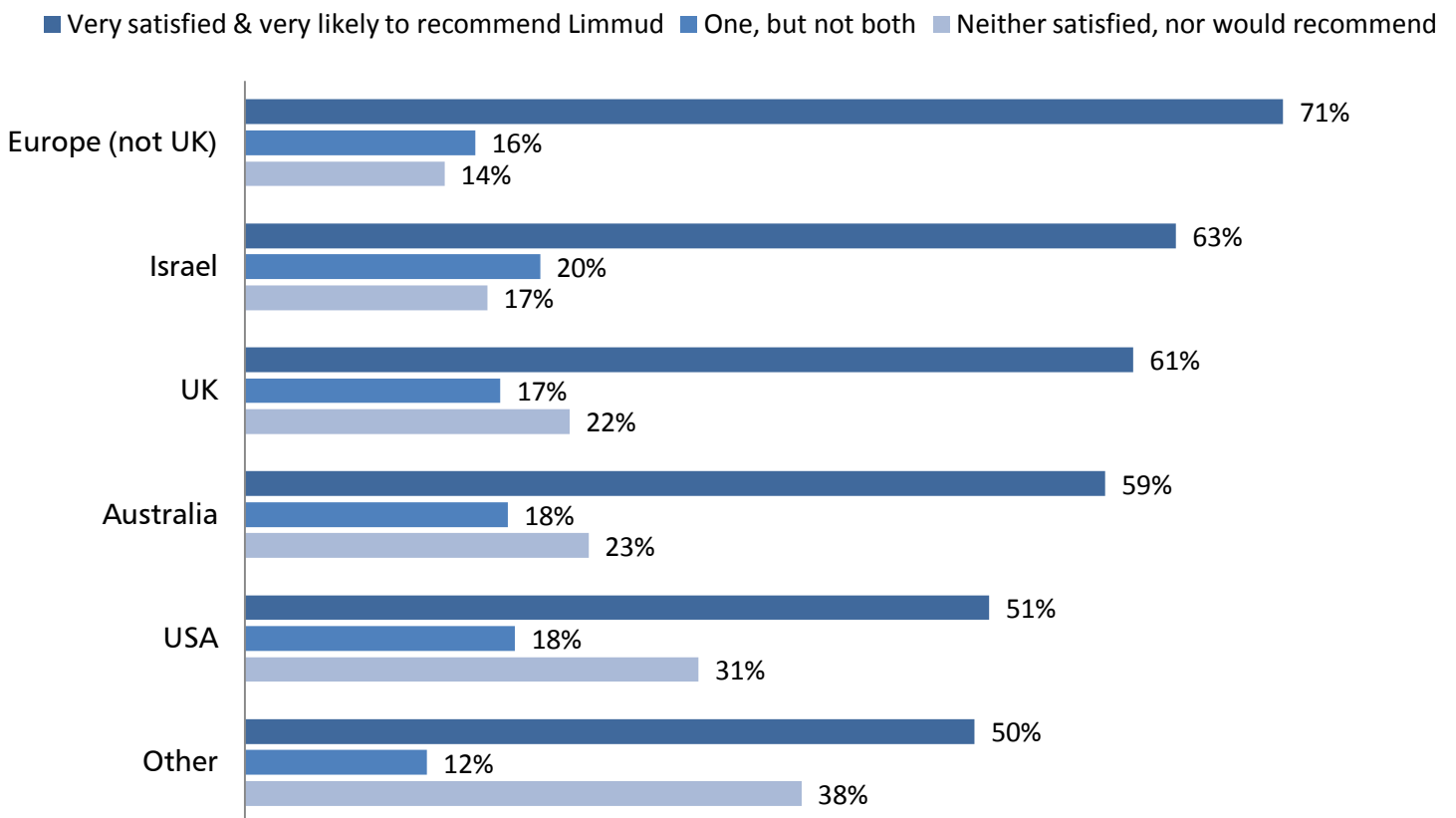


*The index calculates the scores for all given questions, placing respondents on a scale of 0 to 100, with 100 representing the highest possible, positive score.

Satisfaction

- Europeans, Israelis, UK and Australians show a consistent pattern: a majority are both “very satisfied” and “very likely” to recommend Limmud. A relatively small group was neither very satisfied nor likely to recommend.

In contrast, among USA and the “other” country respondents there is a minority who are neither very satisfied nor very likely to recommend.



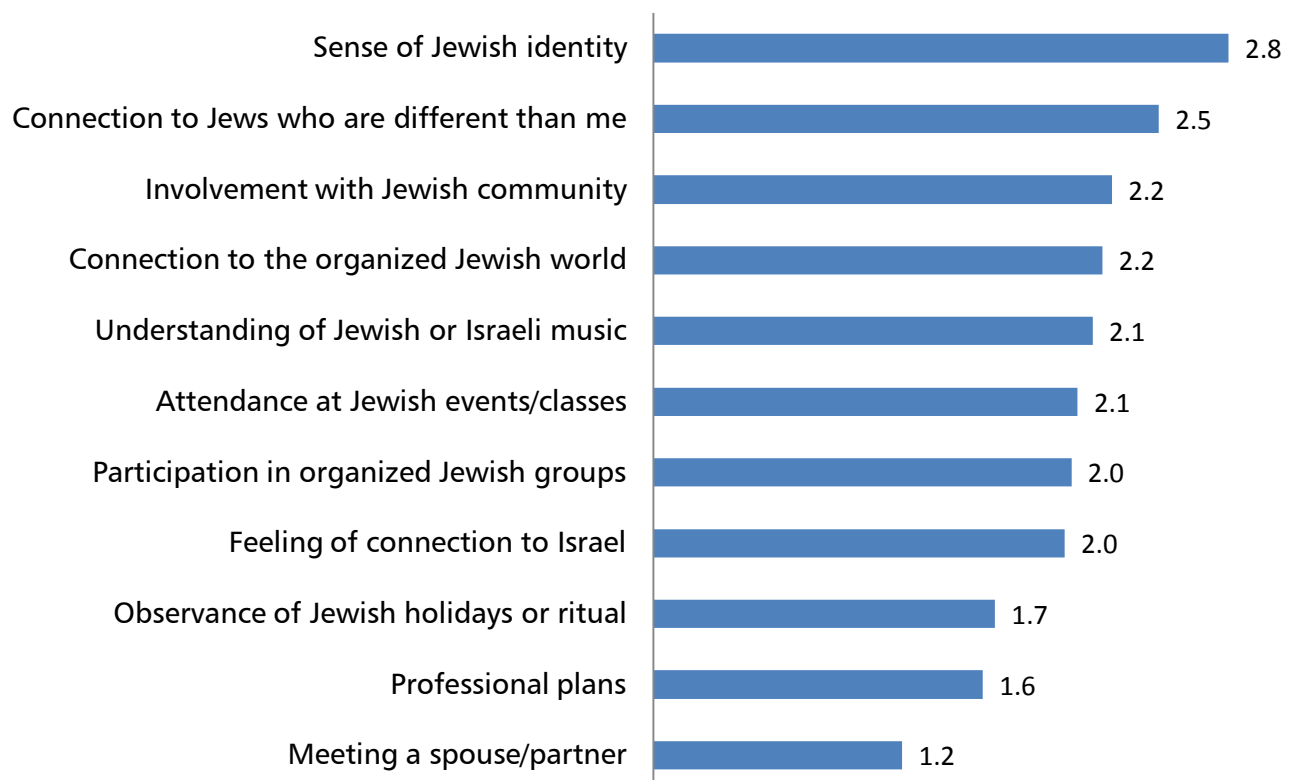
6. Impact

“...Limmud is like summer camp: intensive and life transforming...”

“I love Limmud because it has been a way for me to explore and connect with my Judaism with people from all over the world.”

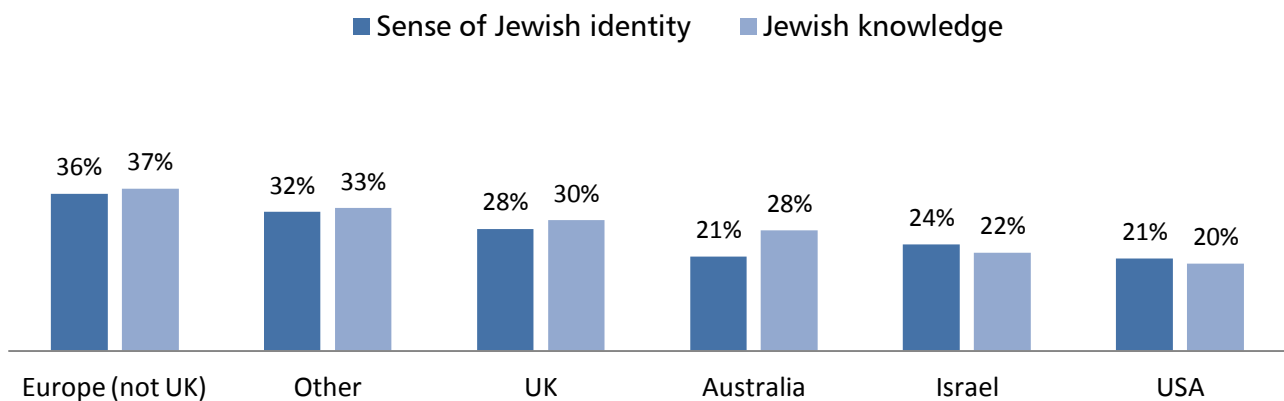
To what extent would you say that participation in Limmud has a positive impact on your life in anyway?

Mean score: 1=Not at all, 4 = To a great extent



- **Jewish knowledge and Jewish identity** are the two areas in which respondents in all countries consistently cite a high impact as a result of participating in Limmud. A significant number attribute impact in areas having to do with Jewish learning community and peoplehood.
- In most areas, **Europeans attribute the highest levels of impact**. Given the Europeans' relatively low scores on many of Jewish identity measures, this finding likely points to Limmud's role in contributing to the resurgence and renewal of Jewish life in Europe
- Limmud FSU organizes Limmud events for Russian speakers in several of the national groupings making for a distinct impact trajectory focused on the Jewish journey of Russian speakers in Jerusalem and Europe (including the former Soviet Union).

**To what extent would you say that participation in Limmud
has a positive impact on your life in any way?
% answering "to a great extent"**

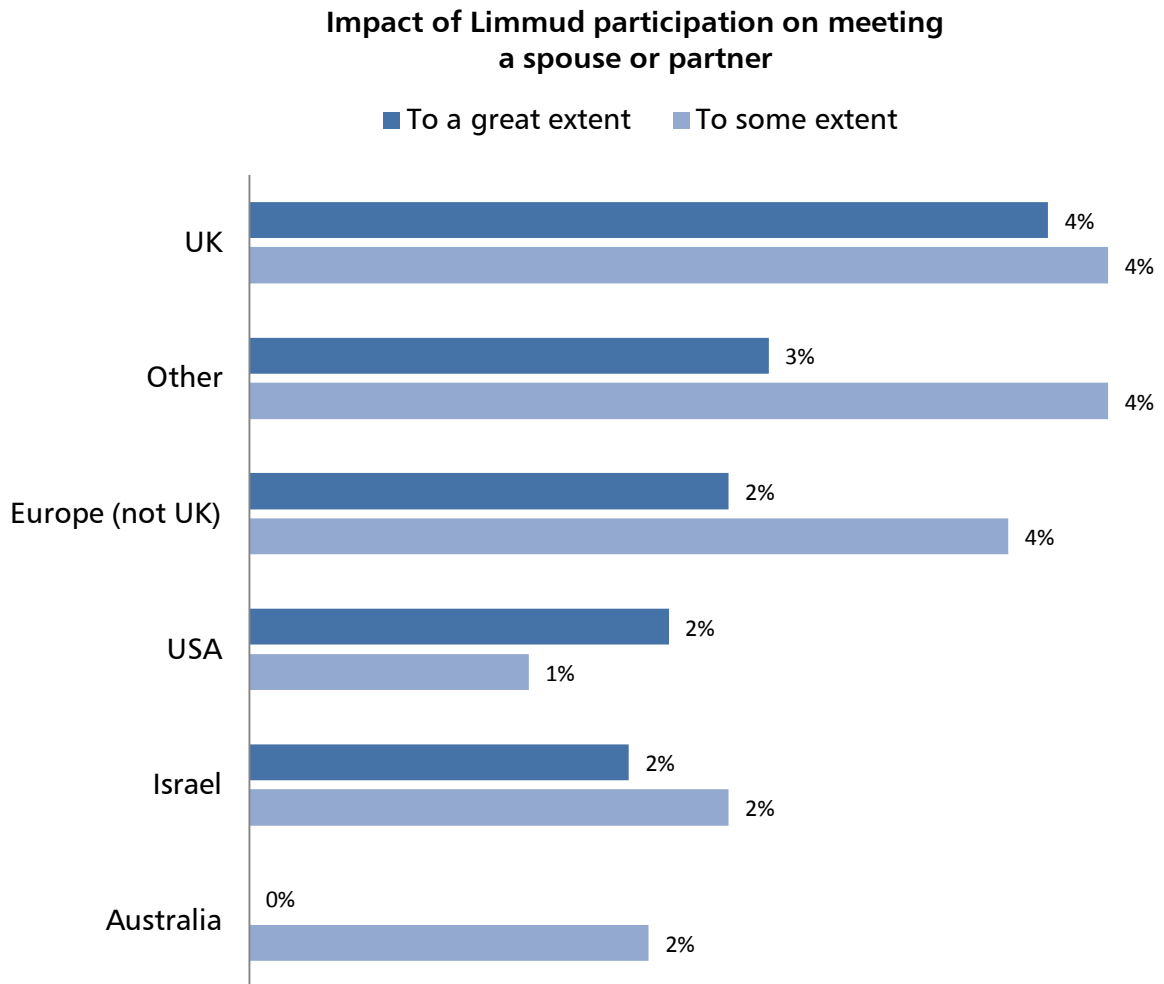


Social Capital

- **Limmud provides a social platform**, with approximately 50% or more in almost all country groupings (not Australia) stating that they maintain contact with someone they met at a Limmud event
- **Initial Limmud participation leads many to continue** to participate in Limmud, Jewish learning and community
- In five of the country groupings, between a fifth and a third of respondents have **joined a Limmud team as a volunteer**
- In almost all areas Israeli participants cite the greatest Limmud induced activity, while the Australians cite the least

Since your first Limmud event, have you Answer="a few times" or "several times"	UK	USA	Australia	Israel	Europe (not UK)	Other
Kept in contact with anyone new you met at a Limmud event	45%	49%	28%	60%	47%	53%
Been to other Limmud events in your own community or elsewhere	44%	38%	38%	47%	33%	42%
Volunteered your time during a Limmud event	40%	40%	19%	48%	28%	41%
Used Limmud publications (chavruta book/Shabbat book)	32%	14%	7%	34%	19%	20%
Been to Limmud events in other communities	25%	16%	12%	33%	21%	19%
Joined a Limmud team as a volunteer	25%	24%	10%	29%	20%	37%
Become involved in an organisation or initiative that you heard about at a Limmud event	21%	17%	9%	17%	10%	15%
Been to a non-Limmud Jewish event because of someone you met at Limmud	18%	18%	7%	21%	13%	19%

- Participation in Limmud also contributes to meeting a (Jewish) spouse or partner, with participants in UK, the “other” country grouping and Europe most likely to cite the Limmud cupid effect.



7. In the words of respondents

“Participating in Limmud has put me on a path to becoming a rabbi. It is responsible for my 13 years of being a Jewish professional. I would not have known that I could be an amateur and stand up and competently teach, had I not seen others do it at my first few Limmuds. Indirectly, Limmud is to thank also for meeting my spouse. I met her at Paideia in Stockholm, the kind of Jewish learning institution I would not have applied to, had I not attended my first Limmud.”

“Nowhere else do I have the opportunity to study with people I’d never get to study with, meet people from across the entire community, and experience the entire Jewish community at its most respectful, diverse, and engaged. It is truly the most transformational Jewish experience I’ve ever had....each time I go! Where I live, the entire Jewish community rarely gets together on anything, so Limmud is unique and valuable.”

“There are so many reasons to attend a Limmud event that my message would really depend upon the person receiving it. For me, Limmud is Judaism at its best form: community learning for everyone, regardless of background. No boundaries. No limitations. No agenda. Everyone's welcome and there's something for everyone. I have made wonderful friends through Limmud. I have learned so much about myself through volunteering and serving in a leadership role. Limmud is my Jewish community.”

“It's great to meet a great variety of Jewish people, often from all over the world, who want to celebrate being Jewish. You don't get that diversity under one roof ever, anywhere else. It's inspiring. I love the joy of it and the fact that it connects every aspect of life with being Jewish which is what it is all about.”

Summary of main findings

A story of success and diversity

The story of Limmud is undoubtedly a story of diversity, success and growth.

Jewish identity

The Jewish identity and involvement profiles of Limmud participants vary from country to country. For example, American and Israeli Limmudniks may be more religiously oriented than counterparts in other countries.

Jewish involvement and leadership

Limmudniks are not just active in their communities, significant numbers are Jewish leaders. Up to 24% of respondents, per country grouping, report that they have personally setup a new Jewish initiative or organization.

Strong impact on European participants

Europe's Limmud events reach more of the less Jewishly involved. European Limmudniks are the most likely to cite impact on their Jewish learning and community involvement as a result of their Limmud participation.

Repeat participation

Limmud events in the United States and Europe have the fewest repeat participants, while Australia, Israel and the UK have the most.

Israeli respondents are an exceptional group

- Israeli Limmudniks show the highest levels of Jewish identity and involvement. They are among the most likely to cite Limmud participation as leading to continuing involvements in other Limmud events, other Jewish learning venues and Jewish community initiatives.
- With a majority having attended a Limmud in another country as presenters, we learn that Israelis – beyond benefiting personally - are an important resource for the global Limmud enterprise.

More quotes from the Study

"Limmud is an amazing opportunity to see just how diverse Jews and Judaism is"

"It's a wonderful environment for feeling part of the larger Jewish people."

"Without Limmud I might never have known that I had something to contribute to my community, and that I had so much to contribute."

"Limmud has been a vital component in my identity. Limmud has contributed to my development as a Jew and as a Jewish professional educator."

"All the sessions I attended were fascinating and the feeling of electricity in the air was exhilarating."

"It gives me a sense of community that is bigger than my usual involvement."

"Limmud is like summer camp: intensive and life-affirming."

"Limmud has been a vital component in my identity development."



Berman Jewish Policy Archive @ NYU Wagner
295 Lafayette St. #3013
New York, NY 10012-9604, USA
bjpa.wagner@nyu.edu
www.bjpa.org



Research Success Technologies Ltd.
Hannaton, D.N. Hamovil, Israel 17960
office@researchsuccess.com
www.researchsuccess.com



Limmud International
1A Hall Street, London, N12 8DB, UK
international@limmud.org
www.limmudinternational.org