
Synagogue Membership in the United Kingdom in 2010

David Graham and Daniel Vulkan

May 2010

About the authors

Dr David Graham is the Director of Social and Demographic Research at the Institute for Jewish Policy Research in London.

Daniel Vulkan is the Research and Information Officer at the Board of Deputies of British Jews.

The authors are grateful to Tamara Ormonde of the Institute for Jewish Policy Research for her contribution in helping to collect some of the data used in this report.

This report is published jointly by the Board of Deputies of British Jews and the Institute for Jewish Policy Research.

©2010 The Board of Deputies of British Jews and the Institute for Jewish Policy Research

All rights reserved. Without limiting the rights under copyright reserved above, no part of this publication may be reproduced, stored or introduced into a retrieval system, or transmitted, in any form or by any means (electronic, mechanical, photocopying, recording or otherwise), without the prior written permission of both the authors and the publishers of this book.

Table of contents

Executive summary	4
Introduction	5
Methodology	6
Definitions – synagogues and synagogue members	6
Fieldwork	7
Synagogue membership 2010: findings	9
The size of the synagogue membership population	9
Percentage of Jews belonging to a synagogue (2001)	9
Long-term trend in synagogue membership	10
Synagogue closures and openings	11
Synagogue membership by denomination	12
Denominational trends over time	13
Geography – Regional distribution of synagogue membership	15
Appendix 1 – Synagogue membership online questionnaire	19
Appendix 2 – List of all synagogues included in Group 1 by membership size	20
Appendix 3 – List of all synagogues included in Group 2 by membership size	30
Appendix 4 – Reconciliation of previously published membership data with re-evaluated figures	33
Bibliography	34

Executive summary

The total number of synagogue members **by household** in the United Kingdom in 2010 is 82,963.

- This membership belongs to a total of 409 synagogues.
- About 73% of Jewish households in the UK belong to a synagogue.
- The long-term decline in synagogue membership recorded over the last 20 years is flattening out. Overall, synagogue membership declined by less than 1% between 2005 and 2010.
- The largest synagogue group, by denomination, is Central Orthodox (including the United Synagogue) with 55% of the total membership. This compares with 66% for this strand in 1990. By contrast, the number of Strictly Orthodox synagogue members has more than doubled over this 20 year period, from 5% to 11% of the total membership. The overall proportion of 'non-Orthodox' strands relative to 'Orthodox' strands has increased from 25.9% in 1990 to 30.8% in 2010.
- Almost 64% of synagogue members live in London. A further 9% are in districts contiguous with London (South Hertfordshire and South-west Essex) and 10% are in Greater Manchester.
- In the past 20 years the greatest growth in synagogue membership has occurred in Broughton Park (Manchester) (up 119%), Hertsmere (up 101%), Stamford Hill (up 98%), and Hillingdon (up 84%). By contrast, the biggest declines were experienced in the City of Glasgow (down 82%), Tower Hamlets (down 78%), Hackney (excluding Stamford Hill) (down 66%), Sefton (down 63%), Lambeth (down 61%), and Brent (down 50%).
- We caution that it is increasingly difficult to produce accurate synagogue membership figures because of the changing ways in which Jews are choosing to affiliate to Jewish communities. Membership in some quarters is highly fluid, informal and transient, whilst in others, synagogues do not use formalized membership structures as a means of indicating belonging.

Introduction

This report marks the first occasion that the synagogue membership survey, carried out by the Board of Deputies approximately every five years, is published jointly with the Institute for Jewish Policy Research (JPR).

Synagogue membership data are of particular interest to community leaders and planners because they provide the only consistent indicator of patterns of Jewish affiliation over time. No other survey regularly reports on the denominational structure of the Jewish community in the UK. The data are also unique in providing a consistent indicator of Jewish belonging – a measure of proactive attachment and commitment to Jewish communal life.

Despite the continuing decline in synagogue affiliation over the last generation, the synagogue, as an institution, nevertheless continues to be the principal arena of formal affiliation to the Jewish community.

The data presented here reveal a dynamic picture of communal change in the UK, charting changes in the religious make-up of the community. We have sought to provide as functionally relevant a measure of synagogue membership as possible within the limits of the data that we were able to obtain.

However, what it means to be a member of a synagogue and the exact nature of that association are becoming more and more complex, as is the definition of 'synagogue' itself. Broad demographic and sociological changes in society in recent years have directly impacted on synagogue membership trends. For example, the arrival of children is often the trigger for parents to join a synagogue; however, the age at which people are choosing to have children is increasing and the number of children being born is declining. The overall effect of such trends may reduce the tendency of Jewish people to join synagogues. Intermarriage also impacts on decisions about joining a synagogue, raising the question as to whether non-Jewish partners are welcomed by communities. Other factors also play their part: for example, the rise of more individualistic approaches to life and sceptical attitudes about the role of organised religion in society. Such shifts have led to Jewishness increasingly becoming a matter of choice rather than of birth, and making Jewish identity far more 'fluid' (i.e. changing and whimsical) and 'plural' (i.e. multi-layered and complex).

In addition, the traditional model of synagogue membership, in the form of a 'Jewish household' belonging to a particular synagogue, is changing rapidly. It is increasingly difficult to regard a household as a singular unit, as individuals within a household may belong to different synagogues from one another, or may hold multiple memberships. Furthermore, the nature of those 'memberships' may be far less formal than the paying of annual fees. This less formal model is more common among strictly Orthodox Jews, who are, as this survey shows, an increasingly sizable proportion of the synagogue membership as a whole.

These types of changes to society in general, and the Jewish community in particular, make carrying out the synagogue membership survey an increasingly challenging exercise.

Methodology

This synagogue membership survey was carried out between June 2009 and February 2010. For the ease of interpretation all totals refer to 2010. This survey includes all synagogues in the UK that are known to the Board of Deputies of British Jews.

Definitions – synagogues and synagogue members

The definition of a synagogue and a synagogue member is less straightforward than one might at first imagine. Even the largest and most well established synagogues today evolved from very small and informal beginnings. Thus the largest Jewish communities of tomorrow may today consist only of a small number of people who choose to meet occasionally, perhaps in a private home. Furthermore, for a variety of reasons, some households belong to more than one synagogue and this produces double-counting. It is not possible to accurately assess how often this occurs but it is unlikely this is relevant to more than a small number of households, particularly given the high cost of joining most synagogues. We have not attempted to adjust the data to account for this and total figures may slightly overstate the actual number of individual households that belong to the UK's synagogues.

In addition, many Jews associate with synagogues informally—i.e. they do not pay membership fees and the synagogues themselves do not collect membership data. This is especially true for strictly Orthodox Jews and as a consequence, the majority of strictly Orthodox shuls do not have the same membership structures as other synagogues. Such fluidity and informality are also relevant among more alternative forms of communal expression. These groups also rely on fairly informal and independent structures of association.¹ In North London alone, for example, they include *Wandering Jews*, the *Alternative Shabbat Experience*, the *11'oclock Minyan*, and a number of Carlebach *minyanim*. These informal groupings have not been included in this survey because, by definition, they do not utilise membership records.

¹ A discussion of 'New Conceptions of Community' can be found in JPR's (2010) eponymous report (<http://www.jpr.org.uk/downloads/NCOC.pdf>).

² They do, however, maintain email address lists and these might be a useful source of information for future surveys.

Fieldwork

The approach we have taken to gathering data for this survey differs from that used in previous surveys. In order to deal more accurately with the growing strictly Orthodox membership we decided to split the list of synagogues into two separate groups (see Appendix 2 and Appendix 3). In splitting the list of synagogues we used, therefore, two different methods to enumerate the total number of synagogue members in the UK:

- Group 1 – uses a similar enumeration approach to previous synagogue membership surveys.
- Group 2 – incorporates indirect data available on synagogue membership among strictly Orthodox Jews in Stamford Hill (London), Broughton Park (Manchester), and Gateshead.

Note that strictly Orthodox synagogue members in North-west London have been enumerated in Group 1.

Group 1

Synagogue membership was calculated for the majority of synagogues (301 in total) as follows: with the exception of the United Synagogue, which has a centralised database, a questionnaire was sent out using an online survey facility where email addresses were available and by post otherwise. (The questionnaire is shown in Appendix 1.) Reminders were sent out to all synagogues that had not responded after four weeks. All remaining synagogues that did not respond to the reminder were then contacted by telephone. Each non-responding synagogue was phoned a minimum of three times. If, as was the case in 45 (out of the 301) synagogues, we were still unable to establish the membership total, we inferred a figure based on the most recently available published total, which for the majority was from 2005.³

In 28 cases the total household membership figure was inferred using data received about the number of individuals who were synagogue members in a particular community. In these instances the number of households was assumed to be two-thirds of the total number of adult members, this being very close to the corresponding ratio amongst those synagogues for which both items of data were available.

Group 2

For the remaining 108 synagogues, all of which are strictly Orthodox, a different method was used. This is because, as discussed above, the patterns of affiliation in strictly Orthodox communities are less formal than those in the rest of the community. In addition, strictly Orthodox Jews often attend different synagogues for weekday and Shabbat prayers, and the members of a household may choose to attend different synagogues, so the risk of double-counting is somewhat enhanced. In the past, such difficulties could be overlooked and membership totals 'guestimated' since the overall size of the strictly Orthodox synagogue membership was relatively small. However, this group now represents an increasingly large proportion of the Jewish community overall and it is therefore important that it is accounted for more accurately in our datasets.

Since the last synagogue membership survey was carried out (Hart and Kafka, 2006) new data sources on strictly Orthodox Jews have been collected by the Board of Deputies, in particular the Shomer Shabbos household directory that is printed and distributed in Stamford Hill, and the corresponding publications in Broughton Park and Gateshead. In this survey it is assumed that all strictly Orthodox households 'belong' to (at least one) synagogue. Therefore *we have used the total number of households recorded in these community directories as proxies for the total strictly Orthodox synagogue membership* in these three areas. We are of the opinion that this is a far more accurate way of calculating the number of strictly Orthodox synagogue 'members' in these three areas.

³ These 45 synagogues have an average membership size of 88 and accounted for less than 5% of the total synagogue membership (see Appendix 2).

It should be noted that strictly Orthodox synagogue members in North-west London are enumerated within Group 1. This is because the distinction between the strictly Orthodox and the merely 'religious' is far less clear cut in this area compared with the other main strictly Orthodox clusters. In addition, we were more successful in obtaining responses from strictly Orthodox synagogues in this area. We therefore chose to overlook the potential problem of double-counting for strictly Orthodox Jews in North-west London.

Implications of this methodology

The use of two different methodologies has implications regarding the data. The first is that data for 2010 cannot be directly compared with data for previous years since they have been calculated in different ways. We have therefore reassessed synagogue membership data for the last four surveys (20 years) in order to make comparisons over time valid. As a consequence, synagogue membership figures published in this report do not exactly match the figures published in previous reports. We have prepared a table highlighting the overall differences which can be found in Appendix 4 on page 31. Furthermore, *Shomer Shabbos* directories are not available for all of the years in which synagogue membership surveys were carried out by the Board of Deputies.⁴ For the years in which data are available, we have rolled totals forwards and backwards (as necessary) by 4% per year (based on the average rate of population change in strictly Orthodox communities calculated by Vulkan and Graham (2008:16)).

A second complication with this methodological approach is that the data for Group 1 are not directly comparable with the data for Group 2. Unfortunately, there is no satisfactory way of avoiding this problem, which is the inevitable result of the different approaches taken to synagogue affiliation between the strictly Orthodox and other denominational groups.

⁴In this survey we used the 2007 issue for Stamford Hill, the 2006 issue for Broughton Park and the 2009 issue for Gateshead.

Synagogue membership 2010: findings

Note: all membership figures in this report refer to households, as opposed to individuals.

The size of the synagogue membership population

This survey recorded 82,963 households belonging to synagogues in the UK in 2010. This membership belonged to a total of 409 synagogues.

Percentage of Jews belonging to a synagogue (2001)

Data from this survey, in conjunction with data from the 2001 Census, indicate that just under three-quarters of Jewish households in the UK belong to a synagogue. However, the actual proportion ultimately depends on how many Jewish households there are in the UK, which, in turn, depends on how the term 'Jewish household' is defined. By far the most reliable source of data on the number of Jewish households in the UK is the 2001 Census. This allows us to distinguish between a narrow and a broader definition of the term 'Jewish household'. The narrow definition of Jewish household includes only those households in which the 2001 Census recorded the 'household head' as being Jewish. The broader definition includes all households in which *at least one person was Jewish*.

- If the narrow definition is used, then 74% of 'Jewish households' belonged to a synagogue in 2001.
- If the broad definition is used, then 59% of 'Jewish households' belonged to a synagogue in 2001.⁵

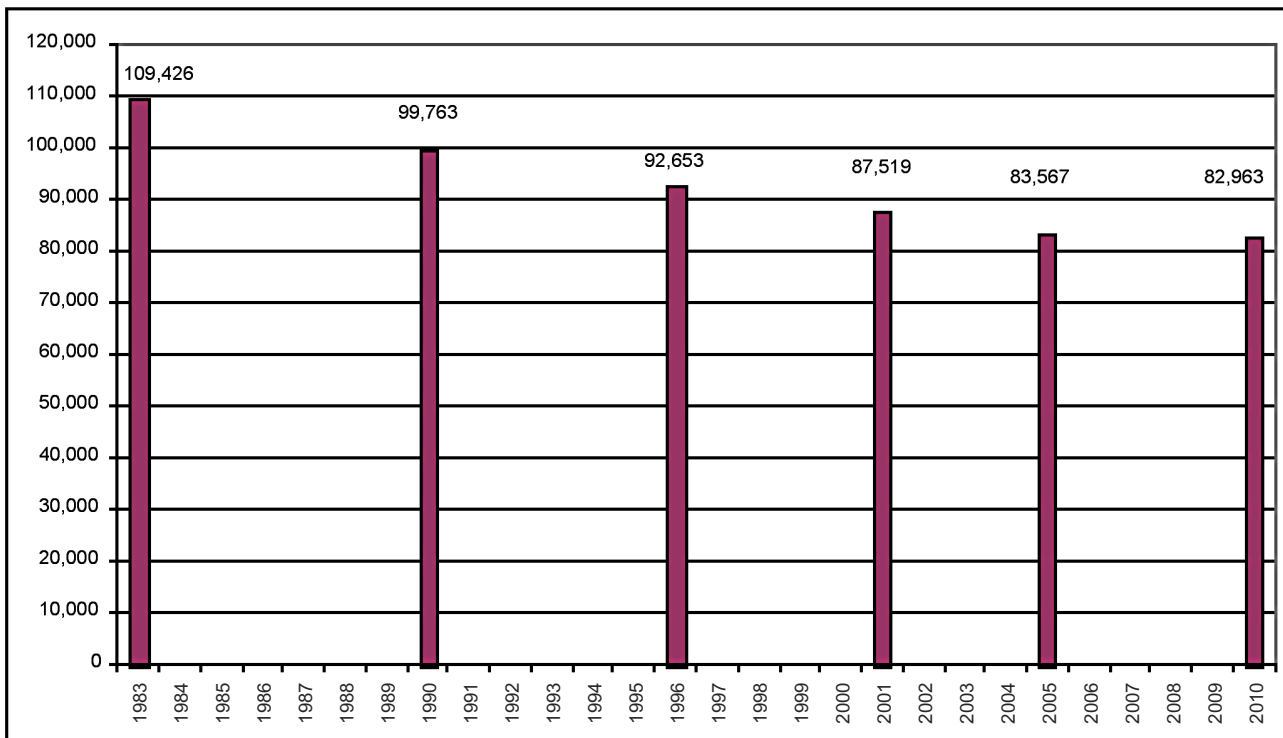
The 'narrow' proportion of 74% correlates well with more recent JPR data based on Jewish sample survey information; this suggests that 73% of households are synagogue members. However, it is not possible to assess the *current* number of Jewish households in the UK since this will not be revealed until data from the 2011 Census are published.

⁵ The 2001 figure is based on 86,115 synagogue members in 2001. The 'narrow' household definition is based on Household Reference Person of which there were 116,330 in the 2001 Census and the broad definition recorded 145,469 households (see p.111 in Graham, Schmol and Waterman, 2007, *Jews in Britain: a snapshot from the 2001 Census*).

Long-term trend in synagogue membership

Data collected by the Board of Deputies over the last 20 years consistently define 'synagogue member' by household.⁶ We are therefore able to track how synagogue membership has changed over the last 20 years and how different denominations have changed relative to each other. The 2010 total synagogue membership of 82,963 households represents an overall decline of just under 1% (i.e. 604 households) compared to that recorded in the last membership survey carried out five years ago.⁷ As can be seen in Graph 1, this is a relatively small decline compared with the long-term trend which shows that since at least the early 1980s, synagogue membership in the UK has been steadily declining. However, it is apparent from Graph 1 that the *rate of decline* (i.e. its steepness) has been diminishing and flattening out in recent years.

Graph 1 Long-term trend in total synagogue members 1983-2010



Data presented in the remainder of this report will show that the most likely explanation for this trend is **not** that synagogue membership is becoming more popular in general (contrary to the societal shifts discussed in the Introduction) but rather, that this is a result of rapid population growth in the strictly Orthodox strand⁸ accompanied by universal synagogue affiliation within this group.

⁶ Prior to 1990, synagogue membership data were defined by male membership only and are therefore not comparable.

⁷ This is based on a re-evaluation of the 2005/06 data. See Appendix 4 for a comparison of current and previously published data.

⁸ See Vulkan D and Graham D, 2008 *Population Trends among Britain's Strictly Orthodox Jews*, Board of Deputies of British Jews

Synagogue closures and openings

The survey was only able to accurately assess synagogue openings and closures in the non-strictly Orthodox strands. Between 2005 and 2010 a total of eight synagogues closed⁹ and five synagogues opened¹⁰. Therefore the net change is a decline of three synagogues. This is out of a total of 271 (non-strictly Orthodox) synagogues. A further 12 synagogues were not included in the last synagogue membership report (Hart and Kafka, 2006) despite being open at the time of that survey, but have been included in this report.¹¹ At least two synagogues changed affiliation since the last report: Beit Klal (North Kensington) was Reform and has become Liberal, and Liverpool Reform was Liberal and is now Reform.

⁹ Closures were: Greenbank Drive (Liverpool); Central & North Manchester (which merged with Manchester Great & New to become Great, New & Central Manchester); Coventry (merged with Solihull); Sunderland; Cricklewood (United Synagogue); Hounslow (United Synagogue); Ohel Jacob (Federation); and Yakar Kehilla (never included in previous synagogue membership reports, succeeded by Kehillat Ohel Avraham).

¹⁰ Openings were: Manchester Liberal; Suffolk (Liberal); Gloucestershire Liberal; Alei Tzion (United Synagogue); and Kehillat Ohel Avraham (Independent Orthodox).

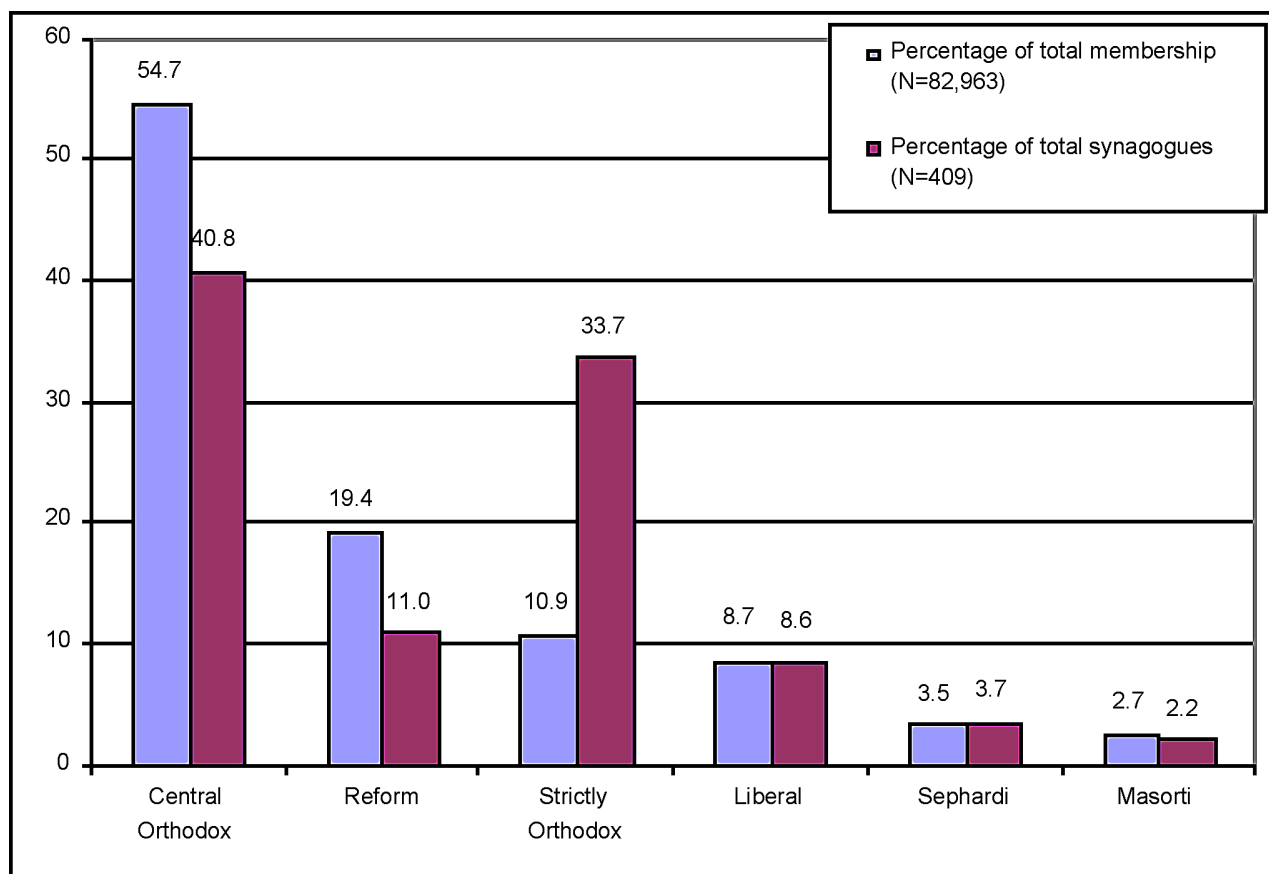
¹¹ Missing in 2005 report: Yakar; Edgware Sephardi Minyan; Od Yosef Hai; Higher Prestwich; Kehillas Ohr Yerushalayim (Manchester); Kehillat Kernow (Reform); Edinburgh Liberal; Shaare Shamayim (Sephardi - Manchester); Eastbourne Progressive (Liberal); Totnes Reform; Shomrei Hadass (Leeds); East Grinstead; and Kingfield (Sheffield).

Synagogue membership by denomination

The Board of Deputies has traditionally categorised the UK's main synagogue denominations into six strands: *Central Orthodox* (consisting of the United Synagogue, the Federation of Synagogues and independent Orthodox synagogues), *Liberal* (Liberal Judaism and Belsize Square), *Masorti* (Assembly of Masorti Synagogues), *Reform* (Movement for Reform Judaism and Westminster Synagogue and Chaim V'Tikvah), *Sephardi*, and *Strictly Orthodox* (synagogues aligned with the Union of Orthodox Hebrew Congregations and others of a similar ethos).¹² Graph 2 shows that the largest denominational group in 2010 was Central Orthodox, with almost 55% of the total membership making it by far the largest group and more than twice the size of the second largest group which was Reform (20%).

However, Graph 2 also shows the relative number of synagogues for each denominational strand and here the picture is different. Although the largest category remains Central Orthodox, with almost 41% of the 409 synagogues, this is only a slightly larger proportion than strictly Orthodox with 34%. Of course, the average congregational size in the Central Orthodox strand (272) is four times larger than in the Strictly Orthodox strand (66) (see Table 1).

Graph 2 Distribution of membership and synagogues by denomination, %, 2010



¹² As discussed at the beginning of this report, new types of affiliation have appeared that do not 'fit' into these six categories, for example, Wandering Jews. Many of these groups can be described as post-denominational, since they eschew the traditional denominational labels and do not fit easily into any part of this spectrum. Since these groups are informal and have no fee-paying structures or other formal means of association by which reliable measurement can be made, we have not included them in the data for this survey.

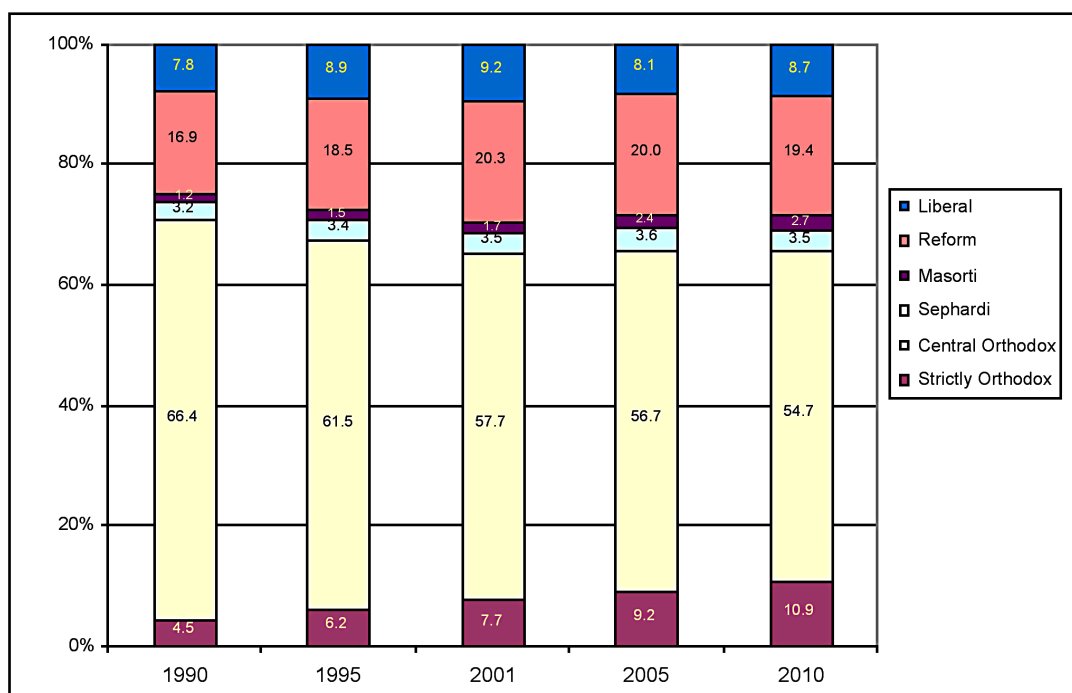
Table 1 Distribution of membership and synagogues by denomination, 2010

Denominational strand	Number of members (by household)	Percentage of total membership (N=82,963)	Number of synagogues	Percentage of total synagogues (N=409)	Average number of members per synagogue
Central Orthodox	45,393	54.7	167	40.8	272
Reform	16,125	19.4	45	11.0	358
Strictly Orthodox	9,049	10.9	138	33.7	66
Liberal	7,197	8.7	35	8.6	206
Sephardi	2,930	3.5	15	3.7	195
Masorti	2,269	2.7	9	2.2	252
	82,963	100.0	409	100.0	203

Denominational trends over time

The relative size of each denominational strand has changed over time, as shown in Graph 3. This reveals the proportionate size of each denomination over the last 20 years and depicts a changing community. In 1990 almost two-thirds (66%) of all synagogue members in the UK belonged to a synagogue aligned with the Central Orthodox strand. But twenty years later this proportion has fallen to 55%, which reflects a total membership decline of 31%, or 20,808 members (see Table 2 and Table 3). By comparison, the Masorti strand has almost doubled its total membership in the same period to 2,269 members in 2010. However, by far the greatest change, both relatively and absolutely, is the growth of the Strictly Orthodox strand. In 1990 this strand represented under 5% of all synagogue members in the United Kingdom but by 2010 it represents almost 11%. This doubling is reflected in the absolute growth of the strand over this 20-year period from 4,489 in 1990 to 9,049 in 2010; an increase of 102%.

Graph 3 Synagogue membership by denomination, %, 1990-2010



It should also be noted that the proportion of 'non-Orthodox' strands (Masorti, Reform, and Liberal) relative to 'Orthodox' strands (Strictly Orthodox, Central Orthodox, and Sephardi) has increased. In 1990 the 'non-Orthodox' strands accounted for 25.9% of all membership; in 2010 they accounted for 30.8%.

Table 2 Total synagogue membership by denomination, 1990-2010

Denomination	1990	1995	2001	2005	2010
Central Orthodox	66,201	57,040	50,538	47,442	45,393
Reform	16,824	17,123	17,783	16,719	16,125
Liberal	7,785	8,269	8,055	6,743	7,197
Strictly Orthodox	4,489	5,609	6,631	7,664	9,049
Sephardi	3,238	3,199	3,056	3,022	2,930
Masorti	1,226	1,413	1,456	1,977	2,269
<i>Total</i>	<i>99,763</i>	<i>92,653</i>	<i>87,519</i>	<i>83,567</i>	<i>82,963</i>

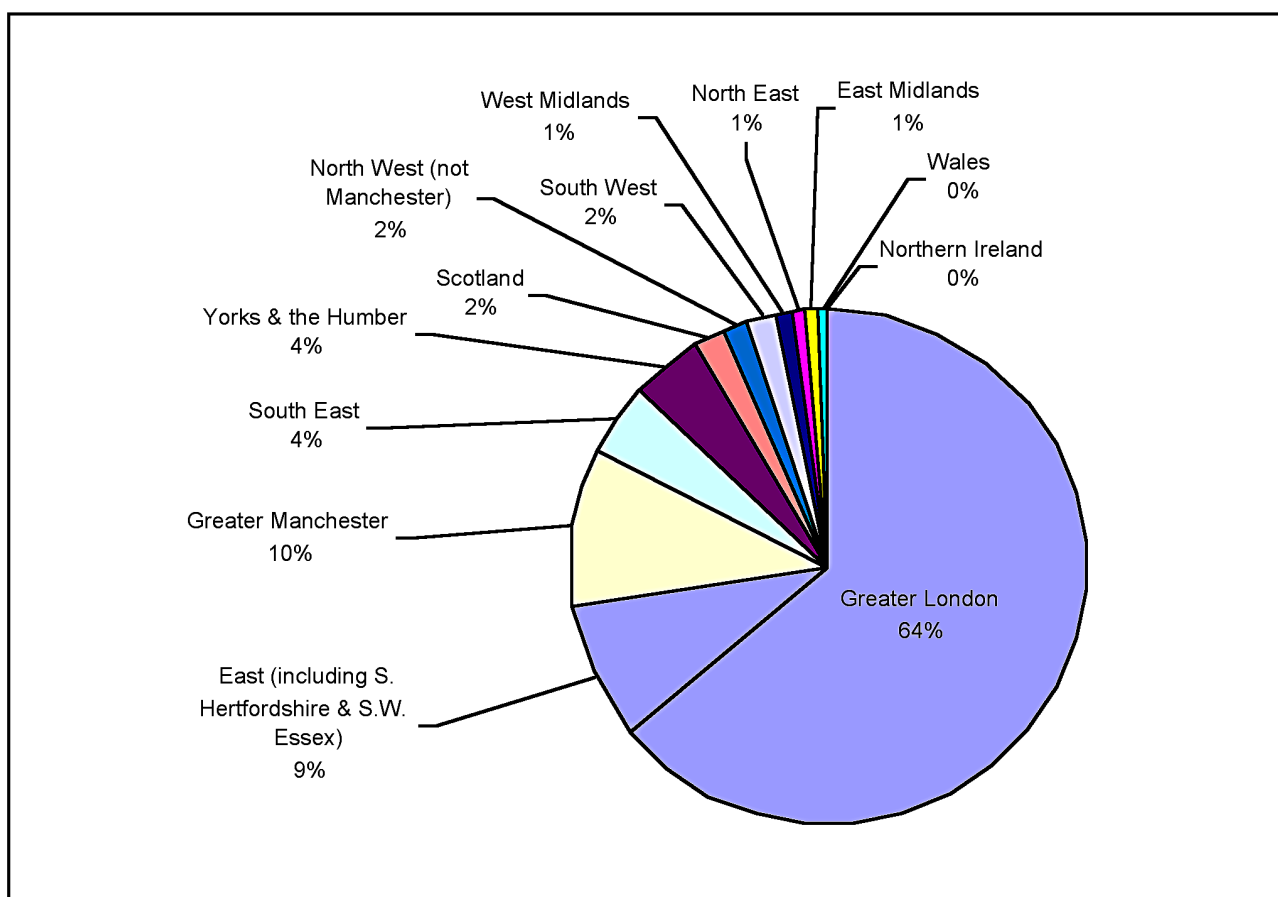
Table 3 Denominational change, 2005-2010 and 1990-2010

Denominational strand	The last 5 years (2005-2010)		The last 20 years (1990-2010)	
	Total change	Percent change	Total change	Percent change
Central Orthodox	-2,049	-4.3	-20,808	-31.4
Reform	-594	-3.6	-699	-4.2
Liberal	+454	+6.7	-588	-7.6
Strictly Orthodox	+1,385	+18.1	+4,560	+101.6
Sephardi	-92	-3.0	-308	-9.5
Masorti	+292	+14.8	+1,043	+85.1
<i>Total change</i>	<i>-604</i>	<i>-0.3</i>	<i>-16,800</i>	<i>-16.8</i>

Geography – Regional distribution of synagogue membership

For over a century the Jewish population in the United Kingdom has been unevenly distributed geographically with a significant bias towards London and its adjacent regions. This continues to be the case, as can be seen in the 2010 synagogue membership data. The national distribution of synagogue membership is shown in the pie chart in Figure 1. The dominance of London is clear, with just under 64% of all synagogue members located in the capital. This, however, does not include contiguous regions such as southern Hertfordshire and South-west Essex which alone account for almost 9% of the national synagogue membership, just short of Manchester's total of 10%. The remaining ten regions account for only 17% of all synagogue members.

Figure 1 Regional distribution of synagogue membership



The 2001 Census provided a unique insight into the national distribution of the Jewish population in the UK and this can be compared with the synagogue membership survey results for that year.

Table 4 shows that, unsurprisingly, there is a reasonably close relationship between regional Jewish population sizes and synagogue membership sizes. However, it appears that London has relatively more synagogue members compared with its Jewish population size as reported in the 2001 Census. This is probably because the high concentration of Jews in London, compared with the regions, is conducive towards the creation of communal institutions such as synagogues.¹³

¹³ See Graham, Schmool and Waterman, 2007, page 28

Table 4 Synagogue membership compared with the 2001 Census population, by region %

Region	2001 Census (N=266,740)	2001 synagogue membership (N=87,519)
Greater London	56.2	65.2
East Anglia/East of England (incl. South Hertfordshire)	11.4	6.9
North West (incl. Gtr Manchester)	10.5	10.9
South East	7.1	4.5
Yorkshire & Humberside	4.3	4.6
South West	2.5	1.7
Scotland	2.4	2.2
West Midlands	1.9	1.4
East Midlands	1.5	0.8
North East	1.2	0.9
Wales	0.8	0.6
Northern Ireland	0.1	0.1
Total	100.0	100.0

Synagogue membership data can also be used to provide information about regional Jewish population change. Table 5 shows that although Greater London is a consistently dominant region, it has experienced a gradual, steady decline in synagogue membership since (at least) 1990. During this period the number of synagogue members declined by 13,280. But London's loss should not be examined in isolation since the adjacent region of 'East of England' (which, importantly, includes South Hertfordshire) has grown, although only by 1,857 members. This may be evidence of the continuing outward migratory movement of London's Jewish population.¹⁴

Table 5 Total synagogue membership by region, 1990-2010

Region	1990	1995	2001	2005	2010
Greater London	66,221	60,583	57,063	53,674	52,941
North West (incl. Gtr Manchester)	10,201	9,992	9,552	9,721	9,797
East of England (incl. South Hertfordshire)	5,347	5,789	6,043	6,532	7,204
Yorkshire & the Humber	5,008	4,157	4,007	3,533	3,507
South East	4,294	4,296	3,956	3,564	3,659
Scotland	2,489	2,341	1,952	1,698	1,610
South West	1,779	1,437	1,498	1,624	1,385
West Midlands	1,688	1,517	1,230	1,061	979
North East	1,037	1,058	828	892	753
East Midlands	762	701	701	669	664
Wales	716	653	561	494	394
Northern Ireland	221	129	128	104	70

¹⁴ A far clearer idea of Jewish migration will be obtained when the 2011 Census data are revealed.

However, the regions listed in Table 5 are based on political administrative boundaries, and the realities of Jewish communal life do not fit neatly within the borders they define. If one examines instead the geography of synagogue membership based on the two largest Jewish population heartlands (i.e. Greater London plus the contiguous districts of Hertfordshire, Surrey and Essex, and Greater Manchester), the data actually reveal a pattern of growth in both of these areas (in London over the past 20 years, and in Manchester over the past 10). By contrast, the rest of the national synagogue membership population has been contracting.

Focusing in on a finer geographical scale, it becomes clear that within the broadly-defined Greater London region there has been a movement outwards from North-west London into South Hertfordshire and a contraction/movement away from North-east London, especially Redbridge.

The relatively stable picture in the North West of England belies considerable change in terms of denominational makeup in that region, especially in Greater Manchester. As is shown in Table 6, the strictly Orthodox synagogue population of Broughton Park has increased by 54% to 1,813 members, whereas the synagogue population in Liverpool (Merseyside) has decreased by 57%.

In more general terms, Table 6 summarises the most important changes in synagogue membership at the smaller geographical scale of the Local Authority District (LAD) (such as boroughs) making it possible to see precisely which areas have gained synagogue members, or, as is far more often the case, have lost members, in the last 20 years. It shows that synagogue membership in Redbridge, for example, has declined by almost a quarter since 1990, and in Hackney (excluding Stamford Hill) and Tower Hamlets the levels have fallen by 66% and 78% respectively. On the other hand, Hertsmere (in south Hertfordshire) has experienced considerable growth, more than doubling since 1990. Similar growth is evident among the strictly Orthodox in Stamford Hill (primarily in Hackney) and Broughton Park (primarily in Salford). Interestingly, Hillingdon has also experienced a substantial increase of 84% (compared with adjacent Harrow's decline of 13%), as have Windsor & Maidenhead and Elmbridge, both contiguous districts of South-west London.¹⁵

¹⁵The synagogues in Hillingdon are Northwood and Pinner Liberal, Northwood United and Ruislip and District (United). The only synagogue in Windsor and Maidenhead is Maidenhead (Reform); the two synagogues in Elmbridge are Kingston Liberal and North West Surrey (Reform).

Table 6 Change in synagogue membership at the local level, 1990-2010*

District (LAD)	1990	2010	% Change 1090-2010
Broughton Park (Strictly Orthodox only)	828	1,813	+119
Hertsmere	2,056	4,133	+101
Stamford Hill (Strictly Orthodox only)	1,799	3,570	+98
Hillingdon	718	1,324	+84
Windsor & Maidenhead	472	787	+67
Elmbridge	463	566	+22
Salford (non-strictly Orthodox)	925	733	-21
Kensington & Chelsea	585	459	-22
Westminster	9,062	7,028	-22
Leeds	3,912	2,978	-24
Redbridge	6,142	4,647	-24
Bournemouth	1,401	902	-36
Southend on Sea	1,383	871	-37
Cardiff	557	346	-38
Liverpool	1,578	977	-38
Newcastle upon Tyne	596	338	-43
Birmingham	1,417	784	-45
Enfield	3,461	1,909	-45
Haringey (non-strictly Orthodox)	1,231	656	-47
Brighton & Hove	1,933	1,030	-47
Ealing	554	288	-48
Brent	4,474	2,232	-50
Lambeth	891	348	-61
Sefton	553	206	-63
Hackney (non-strictly Orthodox)	4,973	1,704	-66
Tower Hamlets	3,865	865	-78
City of Glasgow	973	176	-82


* This table includes only those districts that changed by $\pm 20\%$ over the period and had at least 500 synagogue members in 1990 or in 2010.¹⁶

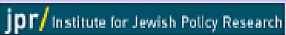
¹⁶ Areas with substantial synagogue populations but which have changed by less than $\pm 20\%$ between 1990 and 2010 include: Barnet (+11% from 17,305 to 19,128); Harrow (-13% from 4,115 to 3,578); Bury (not including strictly Orthodox) (+1% from 2,495 to 2,510); Camden (-1% from 2,279 to 2,249); and Manchester (LAD not including strictly Orthodox) (+5% from 2,064 to 2,162).

Appendix 1 – Synagogue membership online questionnaire

Online questionnaire sent to all synagogues (using *Survey Monkey*) with a contact email address.

Synagogue Membership Survey

 Board of Deputies of British Jews
The voice of British Jewry since 1762

 Institute for Jewish Policy Research

1. Name of synagogue / community
2. Synagogue affiliation, if any (eg United Synagogue, Movement for Reform Judaism)
3. Postal address of synagogue (including postcode)
4. Address where services take place (if different from above)
5. Synagogue phone number
6. Synagogue email address
7. Synagogue website
8. Your name
9. Your position in the synagogue (eg membership secretary)
10. Your phone number (if different from above)
11. Your email address (if different from above)

Page 1

Synagogue Membership Survey

Synagogue membership data

12. Please provide these data as at 31 December 2008. If this is not possible, please provide the most recent data available, and state this date below.
Date

We realise that you may not be able to break down your membership data according to the exact headings set out below, but please answer the questions as fully as possible.

13. Total number of households (including single-person households) that are members
Households

14. Total number of adults (aged 18 or over) included in these households
Male
Female
Total

15. Total number of children / youths (aged under 18) included in these households
Male
Female
Total

16. If any of the above figures require further clarification, please explain below

Please press 'Done' below to submit your answers, which will complete the survey. On behalf of the Board of Deputies and the Institute for Jewish Policy Research, thank you very much for your cooperation.

Page 2

Appendix 2 – List of all synagogues included in Group 1 by membership size

The following set of tables shows all the synagogues which were included in Group 1—see Methodology on page 7.

1,500 to 1,900 members by household

Name of synagogue	Denomination	Borough/District
Edgware and District Reform Synagogue	Reform	Barnet
Stanmore and Canons Park Synagogue	Central Orthodox	Harrow
West London Synagogue	Reform	Westminster

1,000 to 1,499 members by household

Name of synagogue	Denomination	Borough/District
Borehamwood and Elstree Synagogue	Central Orthodox	Hertsmere
Bushey and District Synagogue	Central Orthodox	Hertsmere
Edgware United Synagogue	Central Orthodox	Barnet
Finchley Synagogue	Central Orthodox	Barnet
Hampstead Garden Suburb Synagogue	Central Orthodox	Barnet
Hendon Reform Synagogue	Reform	Barnet
Ilford United Synagogue	Central Orthodox	Redbridge
Liberal Jewish Synagogue	Liberal	Westminster
New North London Synagogue	Masorti	Barnet
North Western Reform Synagogue	Reform	Barnet

750 to 999 members by household

Name of synagogue	Denomination	Borough/District
Beth Hamidrash Hagadol Synagogue	Central Orthodox	Leeds
Cockfosters and North Southgate Synagogue	Central Orthodox	Enfield
Etz Chaim Synagogue	Central Orthodox	Leeds
Hendon United Synagogue	Central Orthodox	Barnet
Maidenhead Synagogue	Reform	Windsor & Maidenhead
Mill Hill Synagogue	Central Orthodox	Barnet
Northwood and Pinner Liberal Synagogue	Liberal	Hillingdon
South Hampstead Synagogue	Central Orthodox	Camden
South West Essex and Settlement Reform Synagogue	Reform	Redbridge
St Johns Wood Synagogue	Central Orthodox	Westminster
Whitefield Hebrew Congregation	Central Orthodox	Bury
Woodside Park Synagogue	Central Orthodox	Barnet

500 to 749 members by household

Name of synagogue	Denomination	Borough/District
Belmont Synagogue	Central Orthodox	Harrow
Belsize Square Synagogue	Liberal	Camden
Chigwell and Hainault Synagogue	Central Orthodox	Epping Forest
Finchley Reform Synagogue	Reform	Barnet
Giffnock and Newlands Hebrew Congregation	Central Orthodox	East Renfrewshire
Heaton Park Hebrew Congregation	Central Orthodox	Manchester
Kenton Synagogue	Central Orthodox	Brent
Lauderdale Road Synagogue	Sephardi	Westminster
Leeds United Hebrew Congregation	Central Orthodox	Leeds
Manchester Reform Synagogue	Reform	Manchester
Middlesex New Synagogue	Reform	Harrow
New London Synagogue	Masorti	Westminster
Pinner Synagogue	Central Orthodox	Harrow
Radlett and Bushey Reform Synagogue	Reform	Hertsmere
Radlett Synagogue	Central Orthodox	Hertsmere
Southend and Westcliff Hebrew Congregation	Central Orthodox	Southend on Sea
Southgate and District Reform Synagogue	Reform	Barnet
Southgate Progressive Synagogue	Liberal	Enfield
Waltham Forest Hebrew Congregation	Central Orthodox	Waltham Forest
Wimbledon & District Synagogue	Reform	Merton

400 to 499 members by household

Name of synagogue	Denomination	Borough/District
Barnet Synagogue	Central Orthodox	Barnet
Bournemouth Hebrew Congregation	Central Orthodox	Bournemouth
Bournemouth Reform Synagogue	Reform	Bournemouth
Central Synagogue	Central Orthodox	Westminster
Clayhall Synagogue	Central Orthodox	Redbridge
Golders Green Beth Hamedrash	Strictly Orthodox	Barnet
Hampstead Synagogue	Central Orthodox	Camden
Hendon Adath Yisroel Congregation	Strictly Orthodox	Barnet
Holy Law South Broughton Congregation	Central Orthodox	Bury
Menorah Synagogue	Reform	Manchester
Newbury Park Synagogue	Central Orthodox	Redbridge
Shaare Hayim Congregation	Sephardi	Manchester
Wanstead and Woodford Synagogue	Central Orthodox	Redbridge
West End Great Synagogue	Central Orthodox	Westminster

Westminster Synagogue	Reform	Westminster
Yeshurun Hebrew Congregation	Central Orthodox	Stockport
Yeshurun Synagogue	Central Orthodox	Barnet

300 to 399 members by household

Name of synagogue	Denomination	Borough/District
Birmingham Hebrew Congregation	Central Orthodox	Birmingham
Brighton and Hove Reform Synagogue	Reform	Brighton & Hove
Brondesbury Park Synagogue	Central Orthodox	Brent
Bury Hebrew Congregation	Central Orthodox	Bury
Childwall Hebrew Congregation	Central Orthodox	Liverpool
East London Central Synagogue	Central Orthodox	Tower Hamlets
Edgware Masorti Synagogue	Masorti	Barnet
Finchley Progressive Synagogue	Liberal	Barnet
Golders Green Synagogue	Central Orthodox	Barnet
Great, New and Central Manchester Synagogue§#	Central Orthodox	Salford
Hackney and East London Synagogue	Central Orthodox	Hackney
Hale and District Hebrew Congregation	Central Orthodox	Trafford
Harrow and Wembley Progressive Synagogue	Liberal	Brent
Ilford Federation Synagogue	Central Orthodox	Redbridge
Liberal Synagogue Elstree	Liberal	Hertsmere
Muswell Hill Synagogue	Central Orthodox	Haringey
New West End Synagogue	Central Orthodox	Westminster
Ohel David Synagogue#	Sephardi	Barnet
Oxford Jewish Congregation	Central Orthodox	Oxford
Palmers Green and Southgate Synagogue	Central Orthodox	Enfield
Prestwich Hebrew Congregation	Central Orthodox	Bury
Sinai Synagogue	Reform	Leeds
South Manchester Synagogue	Central Orthodox	Trafford
Wembley United Synagogue	Central Orthodox	Brent
Western Marble Arch Synagogue	Central Orthodox	Westminster
Woodford Liberal Synagogue	Liberal	Redbridge

§ The figure for Great, New and Central Manchester Synagogue allows for the merger of the Manchester Great and New Synagogue with the Central and North Manchester Synagogue.

Membership size inferred from 2005 data in instances where it was not possible to obtain data directly.

200 to 299 members by household

Name of synagogue	Denomination	Borough/District
Allerton Hebrew Congregation	Central Orthodox	Liverpool
Bet Tikvah Synagogue	Liberal	Redbridge
Beth Shmuel Synagogue	Strictly Orthodox	Barnet
Birmingham Progressive Synagogue	Liberal	Birmingham
Brighton and Hove Hebrew Congregation	Central Orthodox	Brighton & Hove
Brighton and Hove Progressive Synagogue	Liberal	Brighton & Hove
Bromley Reform Synagogue	Reform	Bromley
Catford and Bromley Synagogue	Central Orthodox	Lewisham
Edgware Adath Yisroel Congregation	Strictly Orthodox	Barnet
Fieldgate Street Great Synagogue	Central Orthodox	Tower Hamlets
Jacob Benjamin Elias Synagogue	Sephardi	Hackney
Kingsbury Synagogue	Central Orthodox	Brent
Kingston Liberal Synagogue	Liberal	Elmbridge
Kingston, Surbiton and District Synagogue	Central Orthodox	Kingston upon Thames
Kol Chai - Hatch End Jewish Community	Reform	Harrow
Loughton Synagogue	Central Orthodox	Epping Forest
Ner Yisrael Community	Central Orthodox	Barnet
Newcastle United Hebrew Congregation	Central Orthodox	Newcastle upon Tyne
Newton Mearns Hebrew Congregation	Central Orthodox	East Renfrewshire
North West Surrey Synagogue	Reform	Elmbridge
Northwood United Synagogue	Central Orthodox	Hillingdon
Nottingham Hebrew Congregation	Central Orthodox	Nottingham
Persian Hebrew Congregation#	Sephardi	Hackney
Ruislip and District Affiliated Synagogue	Central Orthodox	Hillingdon
Sha-are Shomayim (Clapton Federation)	Central Orthodox	Hackney
Spanish and Portuguese Synagogue, Holland Park	Sephardi	Kensington & Chelsea
Sukkat Shalom Reform Synagogue	Reform	Redbridge

Membership size inferred from 2005 data in instances where it was not possible to obtain data directly.

100 to 199 members by household

Name of synagogue	Denomination	Borough/District
Aden Jews Congregation#	Sephardi	Hackney
Barking and Becontree Synagogue	Central Orthodox	Redbridge
Beth Hamedrash D'Chasidey Ryzhin-Sadigur Or Yisroel	Strictly Orthodox	Barnet
Beth Shalom Reform Synagogue	Reform	Cambridge
Beth Yissochor Dov Beth Hamedrash	Strictly Orthodox	Barnet
Bevis Marks Synagogue	Sephardi	City of London
Birmingham Central Synagogue	Central Orthodox	Birmingham
Bridge Lane Beth Hamedrash	Strictly Orthodox	Barnet
Bristol and West Progressive Jewish Congregation	Liberal	Bristol
Cardiff Reform Synagogue	Reform	Cardiff
Cardiff United Synagogue	Central Orthodox	Cardiff
Chelsea Synagogue	Central Orthodox	Kensington & Chelsea
Congregation of Jacob	Central Orthodox	Tower Hamlets
David Ishag Synagogue	Sephardi	Brent
Dollis Hill Synagogue	Central Orthodox	Brent
Ealing Liberal Synagogue	Liberal	Ealing
Ealing United Synagogue	Central Orthodox	Ealing
Edinburgh Hebrew Congregation#	Central Orthodox	Edinburgh
Enfield and Winchmore Hill Synagogue	Central Orthodox	Enfield
Finchley Central Synagogue	Central Orthodox	Barnet
Glasgow Reform Synagogue	Reform	East Renfrewshire
Harlow Jewish Community	Reform	Harlow
Highams Park and Chingford Synagogue	Central Orthodox	Waltham Forest
Higher Crumpsall and Higher Broughton	Central Orthodox	Salford
Higher Prestwich Hebrew Congregation	Central Orthodox	Bury
Highgate Synagogue	Central Orthodox	Haringey
Hove Hebrew Congregation	Central Orthodox	Brighton & Hove
Hull Hebrew Congregation	Central Orthodox	East Riding of Yorkshire
Kehillas Netzach Yisroel	Strictly Orthodox	Barnet
Kehillas Ohr Yerushalayim	Central Orthodox	Salford
Kingfield Synagogue	Central Orthodox	Sheffield
Knesset Yehezkel Beth Hamedrash	Strictly Orthodox	Barnet
Langside Hebrew Congregation#	Central Orthodox	Glasgow
Leicester Hebrew Congregation	Central Orthodox	Leicester
Liverpool Old Hebrew Congregation	Central Orthodox	Liverpool
Liverpool Reform Synagogue	Reform	Liverpool
Luton Hebrew Congregation	Central Orthodox	Luton

Netherlee Clarkston & Queens Park Hebrew Congregation	Central Orthodox	East Renfrewshire
New Hendon Beis Hamedrash	Strictly Orthodox	Barnet
Newcastle Reform Synagogue	Reform	Newcastle upon Tyne
North Hendon Adath Yisroel Synagogue	Strictly Orthodox	Barnet
Nottingham Progressive Jewish Congregation	Liberal	Nottingham
Od Yosef Hai Synagogue#	Sephardi	Barnet
Reading Hebrew Congregation	Central Orthodox	Reading
Richmond Synagogue	Central Orthodox	Richmond upon Thames
Romford and District Synagogue	Central Orthodox	Havering
Sandy's Row Synagogue#	Central Orthodox	Tower Hamlets
Sha'arei Shalom Synagogue	Reform	Bury
Shenley United Synagogue	Central Orthodox	Hertsmere
Sinai Synagogue#	Central Orthodox	Barnet
Solihull and District Hebrew Congregation§#	Central Orthodox	Solihull
South London Liberal Synagogue	Liberal	Lambeth
South London Synagogue	Central Orthodox	Lambeth
Southend and District Reform Synagogue	Reform	Southend on Sea
Southport Hebrew Congregation	Central Orthodox	Sefton
St Albans Masorti Synagogue	Masorti	St Albans
Sutton and District Synagogue	Central Orthodox	Sutton
Walford Road Synagogue	Central Orthodox	Hackney
Watford and District Synagogue	Central Orthodox	Watford
Welwyn Garden City Synagogue	Central Orthodox	Welwyn Hatfield
Wembley Synagogue	Sephardi	Brent

§ The figure for Solihull and District Hebrew Congregation includes its incorporation of Coventry Synagogue Hebrew Congregation.

Membership size inferred from 2005 data in instances where it was not possible to obtain data directly.

50 to 99 members by household

Name of synagogue	Denomination	Borough/District
Beis Hamedrash Beis Yisroel*	Strictly Orthodox	Barnet
Beis Hamedrash Chovevei Torah*	Strictly Orthodox	Barnet
Beis Hamedrash Ohr Chodosh*	Strictly Orthodox	Barnet
Beit Klal Yisrael Liberal Jewish Community	Liberal	Kensington & Chelsea
Belfast Jewish Community	Central Orthodox	Belfast
Beth Abraham Synagogue#	Strictly Orthodox	Barnet
Beth Hamedrash D'Chasidey Gur#	Strictly Orthodox	Barnet
Beth Hamedrash Divrei Chaim#	Strictly Orthodox	Barnet
Beth Hamedrash Hendon#	Strictly Orthodox	Barnet
Beth Hamedrash Kehillas Yacov#	Strictly Orthodox	Barnet

Blackpool Reform Jewish Congregation	Reform	Blackpool
Blackpool United Hebrew Congregation	Central Orthodox	Blackpool
Bristol Hebrew Congregation	Central Orthodox	Bristol
Chassidische Synagogue#	Central Orthodox	Leeds
Chelmsford Jewish Community	Central Orthodox	Chelmsford
Cheltenham Hebrew Congregation	Central Orthodox	Cheltenham
Colchester & District Jewish Community	Central Orthodox	Colchester
Congregation of Spanish and Portuguese Jews#	Sephardi	Salford
Croydon and District Synagogue	Central Orthodox	Croydon
Damesek Eliezer Synagogue#	Central Orthodox	Bury
Edgware Sephardi Minyan#	Sephardi	Barnet
Edgware Torah Centre*	Strictly Orthodox	Barnet
Edinburgh Liberal Jewish Community	Liberal	Edinburgh
Etz Chaim Yeshiva#	Strictly Orthodox	Barnet
Exeter Hebrew Congregation	Central Orthodox	Exeter
Finchley Road Synagogue#	Central Orthodox	Barnet
Finsbury Park Synagogue	Central Orthodox	Hackney
Garnethill Hebrew Congregation#	Central Orthodox	Glasgow
Harold Hill and District Synagogue	Central Orthodox	Havering
Harrogate Hebrew Congregation	Central Orthodox	Harrogate
Hatch End Masorti Synagogue	Masorti	Harrow
Hemel Hempstead Hebrew Congregation	Central Orthodox	Dacorum
Hillock Hebrew Congregation	Central Orthodox	Bury
Kehal Chassidim Beth Hamedrash#	Strictly Orthodox	Barnet
Kehillas Ohel Moshe	Strictly Orthodox	Barnet
Kehillat Kernow	Reform	Cornwall
Kingsley Way Beth Hamedrash#	Strictly Orthodox	Barnet
Kol Nefesh Masorti Synagogue#	Masorti	Barnet
Kol Yaacov	Strictly Orthodox	Barnet
Leicester Progressive Jewish Congregation	Liberal	Leicester
Leytonstone and Wanstead Synagogue#	Central Orthodox	Waltham Forest
Lincolnshire Jewish Community	Liberal	Lincoln
London Sephardi Hebrew Congregation#	Sephardi	Barnet
Machzike Hadath Synagogue	Central Orthodox	Barnet
Machzikei Hadass Edgware Beth Hamedrash	Strictly Orthodox	Barnet
Manchester United Synagogue	Central Orthodox	Manchester
Milton Keynes and District Reform Synagogue	Reform	Milton Keynes
Ne've Shalom	Reform	East Riding of Yorkshire
New Essex Masorti Synagogue	Masorti	Redbridge

New Synagogue	Central Orthodox	Hackney
North London Progressive Jewish Community#	Liberal	Hackney
North Salford Synagogue	Central Orthodox	Salford
Northampton Hebrew Congregation	Central Orthodox	Northampton
Norwich Hebrew Congregation	Central Orthodox	Norwich
Ohr Yisrael Synagogue#	Central Orthodox	Hertsmere
Plymouth Hebrew Congregation#	Central Orthodox	Plymouth
Portsmouth and Southsea Hebrew Congregation#	Central Orthodox	Portsmouth
Potters Bar and Brookmans Park synagogue	Central Orthodox	Hertsmere
Progressive Jewish Community of East Anglia	Liberal	Norwich
Reading Liberal Jewish Community#	Liberal	Reading
Saatchi Synagogue	Central Orthodox	Westminster
Sale and District Hebrew Congregation	Central Orthodox	Trafford
Sedgley Park Synagogue	Central Orthodox	Bury
Shaarei Shamayim Synagogue	Sephardi	Bury
Shir Hayim (Hampstead Reform Jewish Community)	Reform	Camden
Shomrei Hadath Congregation	Central Orthodox	Camden
South Bucks Jewish Community	Liberal	Chiltern
South Tottenham Synagogue	Central Orthodox	Haringey
Southport Reform Synagogue	Reform	Sefton
Springfield Synagogue	Central Orthodox	Hackney
St Albans Synagogue	Central Orthodox	St Albans
St Annes Hebrew Congregation#	Central Orthodox	Fylde
Staines and District Synagogue	Central Orthodox	Spelthorne
Thanet and District Reform Synagogue	Reform	Thanet
West Central Liberal Synagogue#	Liberal	Camden
Whitefield Hebrew Congregation	Central Orthodox	Bury
Woodside Park Synagogue	Central Orthodox	Barnet

* Figures for these synagogues were based on anecdotal evidence only, since we were unable to confirm membership sizes and have no recent historical records from which to extrapolate current membership sizes.
Membership size inferred from 2005 data in instances where it was not possible to obtain data directly.

Under 50 members by household

Name of synagogue	Denomination	Borough/District
Aberdeen Hebrew Congregation	Central Orthodox	Aberdeen
Alei Tzion	Central Orthodox	Barnet
Beis Gavriel Lubavitch	Strictly Orthodox	Barnet
Beis Hamedrash Avreichim	Strictly Orthodox	Barnet
Bognor Regis and District Hebrew Congregation	Central Orthodox	Arun
Bradford Hebrew Congregation	Central Orthodox	Bradford
Bradford Synagogue	Reform	Bradford
Cambridge Traditional Jewish Congregation	Central Orthodox	Cambridge
Chaim V'Tikvah	Reform	Bury
Chatham Memorial Synagogue	Central Orthodox	Medway
Cheetham Hebrew Congregation	Central Orthodox	Manchester
Chester Hebrew Congregation	Central Orthodox	Chester
Coventry Reform Jewish Community	Reform	Coventry
Crawley Jewish Community	Liberal	Crawley
Darlington Hebrew Congregation	Reform	Darlington
Dundee Hebrew Congregation	Central Orthodox	Dundee
East Grinstead and District Jewish Community	Central Orthodox	Wealden
Eastbourne Hebrew Congregation#	Central Orthodox	Eastbourne
Eastbourne Progressive Jewish Group	Liberal	Eastbourne
Gloucestershire Liberal Jewish Community	Liberal	Gloucester
Grimsby Hebrew Congregation#	Central Orthodox	North East Lincolnshire
Guildford and District Jewish Community#	Central Orthodox	Guildford
Hastings and District Jewish Society	Reform	Rother
Heichal Menachem	Strictly Orthodox	Barnet
Hendon Beit Hamedrash#	Central Orthodox	Barnet
Herefordshire Jewish Community	Liberal	Herefordshire
High Wycombe Hebrew Congregation	Central Orthodox	Wycombe
Kehillat Ohel Avraham	Central Orthodox	Barnet
Kent Liberal Jewish Community	Liberal	Maidstone
Leeds Masorti	Masorti	Leeds
Lubavitch Synagogue of Edgware	Strictly Orthodox	Barnet
Manchester Liberal Jewish Community	Liberal	Manchester
Margate Synagogue	Central Orthodox	Thanet
New Whetstone Synagogue#	Masorti	Barnet
Newport (Monmouthshire) Hebrew Congregation	Central Orthodox	Newport
Peterborough Hebrew Congregation#	Central Orthodox	Peterborough
Peterborough Liberal Jewish Community	Liberal	Peterborough

Queenshill Synagogue	Central Orthodox	Leeds
Rodef Shalom Progressive Synagogue (Bedfordshire)	Liberal	Luton
Sheffield and District Reform Jewish Congregation	Reform	Sheffield
Shomrei Hadass Congregation	Central Orthodox	Leeds
South Hampshire Reform Jewish Community	Reform	Southampton
Southampton Hebrew Congregation	Central Orthodox	Southampton
Stoke-on-Trent & North Staffordshire Hebrew Congregation	Central Orthodox	Newcastle under Lyme
Suffolk Jewish Community	Liberal	Ipswich
Swansea Hebrew Congregation#	Central Orthodox	Swansea
Swindon Jewish Community	Reform	Swindon
Totnes Reform Jewish Group	Reform	South Hams
Welshpool Jewish Group	Liberal	Powys
York United Hebrew Congregation	Central Orthodox	York

Membership size inferred from 2005 data in instances where it was not possible to obtain data directly.

Appendix 3 – List of all synagogues included in Group 2

The following table shows all the synagogues which were included in Group 2—see Methodology on page 7. This Group incorporates all strictly Orthodox synagogues with the exception of those in North-west London.

Name of synagogue	Borough/District
Adass Yeshurun Synagogue	Salford
Adath Yisrael Synagogue	Salford
Adath Yisroel Synagogue	Hackney
Adath Yisroel Tottenham Beth Hamedrash	Hackney
Be'er Avrohom D'Chasidey Slonim	Hackney
Be'er Mordechai Strozhnitz	Hackney
Beis Chabad Beis Menachem	Hackney
Beis Hamedrash Avreichim	Salford
Beis Hamedrash Beis Mordechai	Bury
Beis Hamedrash Belz Machnovka	Salford
Beis Hamedrash D'Chasidey Belz	Salford
Beis Hamedrash D'Chasidey Bobov	Salford
Beis Hamedrash D'Chasidey Breslov	Salford
Beis Hamedrash D'Chasidey Chernobyl	Salford
Beis Hamedrash D'Chasidey Viznitz	Salford
Beis Hamedrash Eitz Chayim	Bury
Beis Hamedrash Hachodosh	Salford
Beis Hamedrash Maharitz Dushinsky	Hackney
Beis Hamedrash Noam Hatorah	Hackney
Beis Hamedrash Ohev Yisroel	Salford
Beis Hamedrash Oraysoh	Hackney
Beis Hamedrash Shaarei Mordechai	Bury
Beis Hamedrash Sharei Shulem Tchabe	Hackney
Beis Hamedrash Vayoel Moshe D'Satmar	Salford
Beth Hamedrash Torah Utefillah	Hackney
Beis Hamedrash Yetev Lev D'Satmar	Salford
Beis Kossov	Hackney
Beis Yitzchak Dovid, Avreichei Gur	Hackney
Beit Knesset Chida	Hackney
Beth Chodosh Synagogue	Hackney
Beth Hamedrash Chatam Sofer	Hackney
Beth Hamedrash Cheishev Hoeifod	Hackney
Beth Hamedrash Chelkas Yehoshua (Biala)	Haringey

Beth Hamedrash D'Chasidei Wiznitz	Hackney
Beth Hamedrash D'Chasidey Alexander Me'oron shel Yisroel	Hackney
Beth Hamedrash D'Chasidey Belz (Bethune Road)	Hackney
Beth Hamedrash D'Chasidey Belz (Clapton Common, E5)	Hackney
Beth Hamedrash D'Chasidey Belz (Clapton Common, N16)	Hackney
Beth Hamedrash D'Chasidey Belz (Lampard Grove)	Hackney
Beth Hamedrash D'Chasidey Belz (St. Kilda's Road)	Hackney
Beth Hamedrash D'Chasidey Bobov	Hackney
Beth Hamedrash D'Chasidey Bobov D'Ohel Naphtoli	Hackney
Beth Hamedrash D'Chasidey Gur	Hackney
Beth Hamedrash D'Chasidey Ryzhin	Hackney
Beth Hamedrash D'Chasidey Sanz-Klausenburg	Hackney
Beth Hamedrash D'Chasidey Skver	Hackney
Beth Hamedrash D'Chasidey Wiznitz Ahavat Israel	Hackney
Beth Hamedrash D'Chasidey Wiznitz-Monsey - Imrei Chaim	Hackney
Beth Hamedrash Divrey Shir (Rabinow)	Hackney
Beth Hamedrash Eidus Behosef Koson	Hackney
Beth Hamedrash Ohel Moshe	Hackney
Beth Hamedrash Ponevezh	Hackney
Beth Hamedrash Satmar Yetev Lev (Bethune Road)	Hackney
Beth Hamedrash Satmar Yetev Lev (Cazenove Road)	Hackney
Beth Hamedrash Satmar Yetev Lev (Clapton Common)	Hackney
Beth Hamedrash Satmar Yetev Lev (Craven Walk)	Hackney
Beth Hamedrash Satmar Yetev Lev (Heathland Road)	Hackney
Beth Hamedrash Shaarei Tzion	Hackney
Beth Hamedrash Spinke	Hackney
Beth Hamedrash Torah Etz Chayim	Hackney
Beth Hamedrash Toras Moshe	Hackney
Beth Hamedrash Torath Chaim (Liege) (Craven Walk)	Hackney
Beth Hamedrash Torath Chaim (Liege) (Upper Clapton Road)	Hackney
Beth Hamedrash Tosh	Hackney
Beth Israel (Trisker) Synagogue	Hackney
Beth Joseph Zvi	Hackney
Beth Sholom Synagogue	Hackney
Beth Talmud Centre	Hackney
Birkas Zvi Biala	Hackney
Cheshev Sofer D'Pressburg Beth Hamedrash	Hackney
Chortkov Beis Hamedrash	Salford
Gateshead United Hebrew Congregation / Gateshead Kollel	Gateshead

Gur Beiss Hachasidim	Salford
Heichal Hatorah	Hackney
Kahal Chassidim Synagogue	Bury
Kehal Chareidim Beth Hamedrash	Hackney
Kehal Chasidim D'Munkatch Synagogue	Hackney
Knightland Road Synagogue	Hackney
Kol Rinoh Horodenka	Salford
Lower Broughton Shtiebl	Salford
Lubavitch Synagogue	Hackney
Machon Levi Yitschok	Manchester
Machzikei Hadass Synagogue	Salford
Manchester Kollel	Salford
Manchester Yeshiva	Manchester
Mesiftha Synagogue	Hackney
Nachlei Emunah Chasidey Kretchnif	Hackney
Nadvorna Beth Hamedrash	Hackney
Ohel Torah Congregation	Salford
Ohel Yaakov Beiss Hamedrash (Pshevorsk)	Hackney
Sdei Chemed D'Nitra Beth Hamedrash	Hackney
Stamford Hill Beth Hamedrash	Hackney
Stanislowa Beth Hamedrash	Hackney
Stolin Karlin	Hackney
Talmud Torah Chinuch N'orim Synagogue	Salford
The Minyan	Salford
Tiferes Amrom Beth Hamedrash	Hackney
Yeshiva Horomoh Beth Hamedrash	Hackney
Yeshivas Ahavas Torah	Haringey
Yeshivas Toras Chesed	Hackney
Yeshuath Chaim Synagogue	Hackney
Yesodey Hatorah Synagogue	Hackney
Zeire Agudas Yisroel Beth Hamedrash	Salford
Zeire Agudath Yisroel Beth Hamedrash (Lordship Road)	Hackney
Zeire Agudath Yisroel Beth Hamedrash (Stamford Hill)	Hackney
Zichron Shlomo Beth Hamedrash	Haringey
Zichron Yecheskel Synagogue	Salford
Zichron Yitzchak Synagogue	Salford

Appendix 4 – Reconciliation of previously published membership data with re-evaluated figures

As explained in the Methodology section of this report (page 6), a different approach was taken in carrying out this survey of synagogue membership compared with previous years. We re-evaluated earlier data (going back to 1990) in order to ensure consistency of methodology when comparing previous membership totals. However, this means that the historical figures published in this report do not precisely match those published in past reports.

The following table summarises the differences between the previously published synagogue membership totals and the re-evaluated totals used in this report. The largest differences are related to the scarcity of data about the size of the strictly Orthodox population in the 1990s. In addition, a number of transcription and classification errors were also noted in previously reported results and, where indicated, have been accounted for in the figures shown below (*).

Year of report		1990	1996	2001	2005
Authors		Schmool and Cohen, 1991 p4,p8	Schmool and Cohen, 1997 p7	Schmool and Cohen, 2002 p5,p9	Hart and Kafka, 2006 p11, p21
Total synagogue membership	(i) As reported	101,239	93,684	87,790	83,860
	(ii) Adjusted – using original methodology*	100,991	93,313	87,702	83,524
	(iii) Revised method	99,763	92,653	87,519	83,567
	Difference between (i) and (ii)	-248	-371	-88	-336
	Difference between (ii) and (iii)	-1,228	-660	-183	+43
Total mainstream (non-Strictly Orthodox) synagogue membership	(i) As reported	95,434	87,062	80,281	75,060
	(ii) Adjusted*	95,274	87,044	80,888	75,903
	Difference between (i) and (ii)	-160	-18	+607	+842
Total Strictly Orthodox synagogue membership	(i) As reported	5,805	6,622	7,509	8,800
	(ii) Adjusted – using original methodology*	5,717	6,269	6,814	7,621
	(iii) Revised method	4,489	5,609	6,631	7,664
	Difference between (i) and (ii)	-88	-353	-695	-1,179
	Difference between (ii) and (iii)	-1,228	-660	-183	+43

Bibliography

Graham DJ, Schmool M, and Waterman S, 2007 *Jews in Britain: a snapshot from the 2001 Census*, Report No.1, Institute for Jewish Policy Research: London

Hart R and Kafka E, 2006 *Trends in British Synagogue Membership 1990 – 2005/6*, The Board of Deputies of British Jews: London

JPR, 2010 *New Conceptions of Community*, Institute for Jewish Policy Research: London

Schmool M and Cohen F, 1991 *British Synagogue Membership in 1990*, Community Research Unit, The Board of Deputies of British Jews: London

Schmool M and Cohen F, 1997 *British Synagogue Membership in 1996*, Community Research Unit, The Board of Deputies of British Jews: London

Schmool M and Cohen F, 2002 *British Synagogue Membership in 2001*, The Board of Deputies of British Jews: London

Vulkan D and Graham D 2008 *Population Trends among Britain's Strictly Orthodox Jews*, Board of Deputies of British Jews: London